

SHERWIN-WILLIAMS.

**BUILDING OUR
FUTURE**

2–3 June 2022

City of Cleveland Design Review

PICKARD CHILTON | HGA | VOCON | OJB + DERU | WELTY-GILBANE J.V.

Design Presentation Team

Timothy Muckley

The Sherwin-Williams Company
Director of Corporate Real Estate

William Chilton

Nancy Clayton

Pickard Chilton, Design Architect

Matt Heisey

Vocon, Interior Architect

Sheila Picchioni

Vocon, Brand Creative Director

Jereck Boss

Andrew Albers

OJB Landscape Architecture, Landscape Architect

Jayne Schwartzberg

Deru Landscape Architecture

Samantha Bloom

Alvine Engineering, Lighting Designer

Design Review

2–3 June 2022

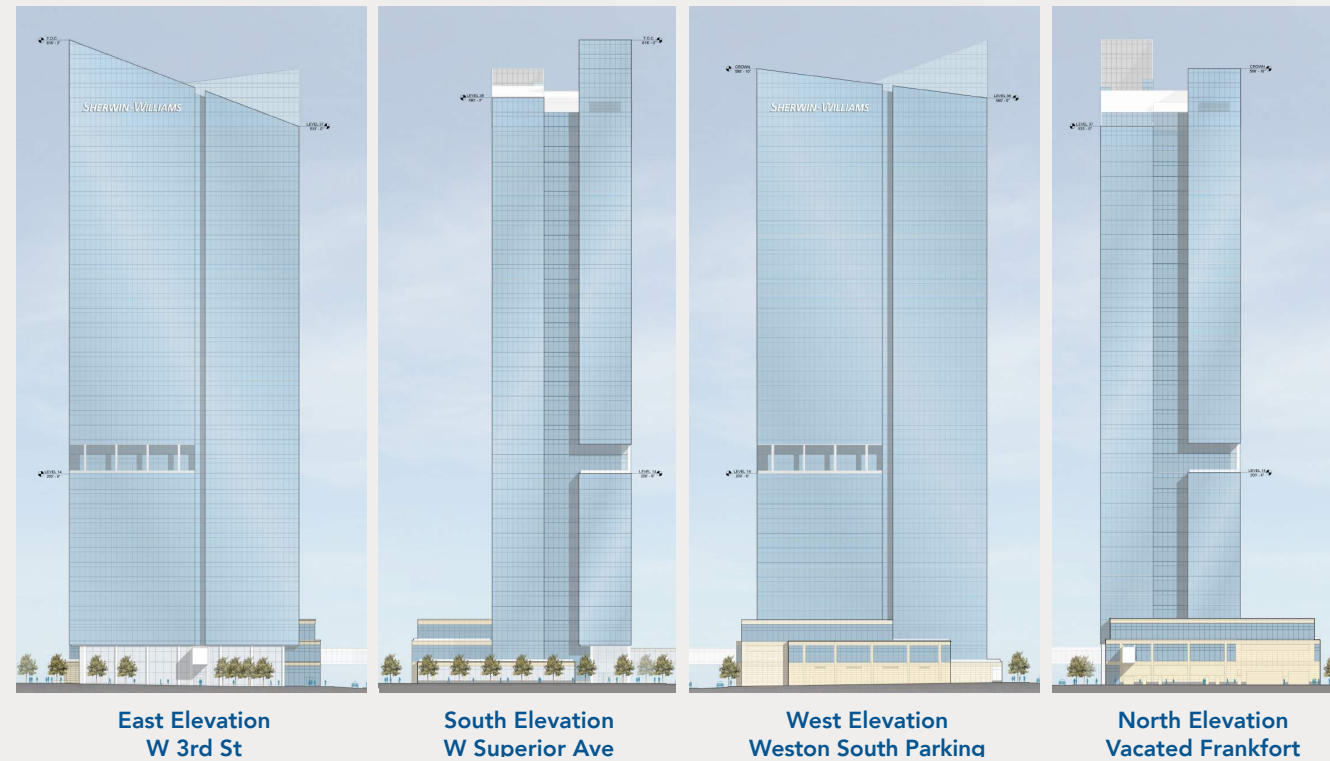
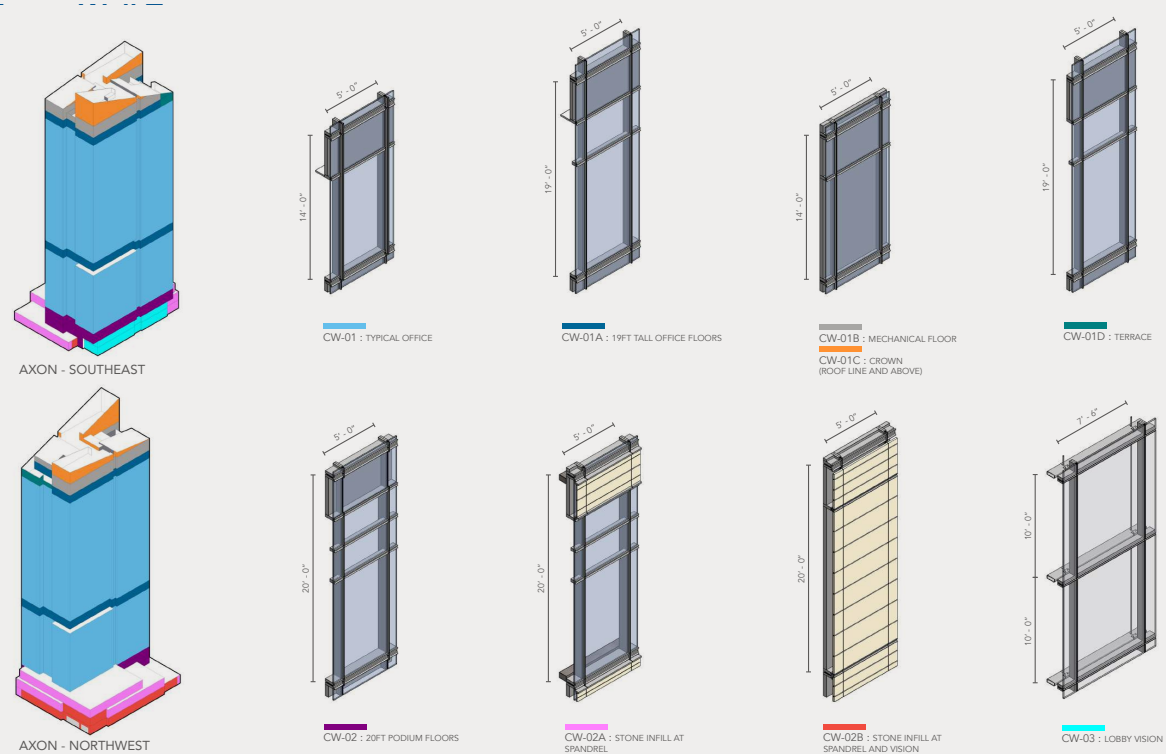
1. Nov 30 Approvals/City Conditions
2. Landscape/Site Amenities
3. Site Signage/Branding
4. Site/Tower Lighting

1

NOVEMBER 30, 2021
FINAL DESIGN REVIEW APPROVALS/
CITY CONDITIONS

Final Design Approval Granted

- Final Site Layout and Master Planning
- Final Building Massing (Pavillion, Tower, Garage)
- Final Building Materiality and Detailing (Pavillion, Tower, Garage)
- ****ALL Building Enclosure Elements Approved to Proceed with Construction**



Conditions of November 30, 2021 Final Design Approval

Joint Committee Conditions

- A traffic report to be submitted, reviewed, and approved by the division of Traffic Engineering.
- Study the North facade of the tower at street level, and explore enhancing it with more visual interest, including lighting, landscaping, and the Anthology public art history of the block.
- Coordinate public transit stops with the landscape plan & submit to the city.
- Outline an Avian Plan and submit for review and approval by the city.
- Return for approval with a full street amenity plan, including sidewalk patterns, coloring, trash receptacles, bike racks, locations of crosswalks, and lighting.

Joint Commission Conditions

- To include the amendments and conditions of the Joint Design Review Committee.
- Where the garage has been set back 5 ft. on the North side of Frankfort, to add larger (6 in.) caliper trees as approved by the city Arborist.
- In the design of the Pavillion, to demonstrate the potential for future retail at the two corners along Superior Avenue and Public Square.
- Landscaping and other site amenities (including sidewalks, signage, site lighting, site amenity plan) will return to the Joint Commission.

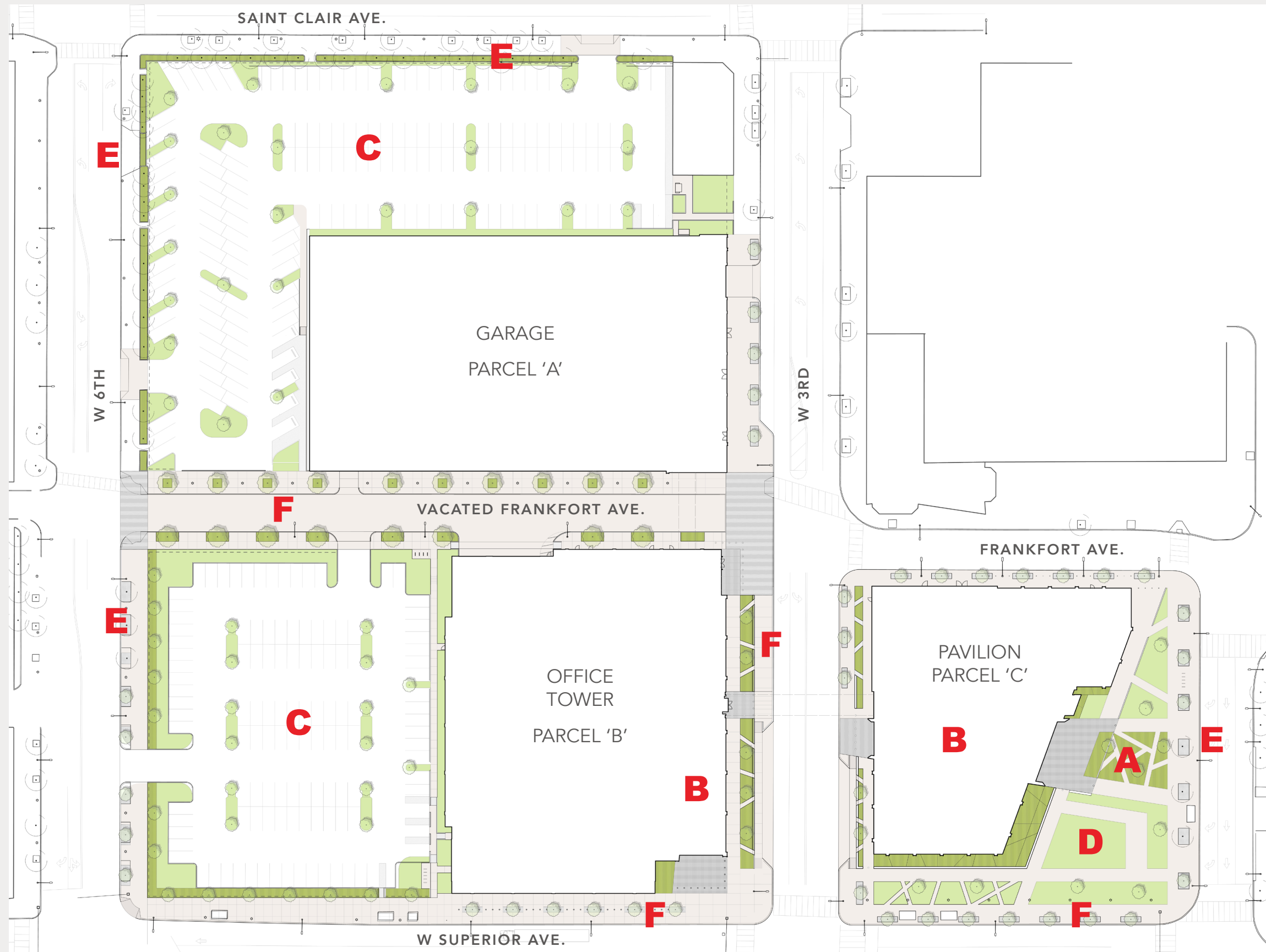
2

LANDSCAPE

Site view - Pavilion Main Entrance



LANDSCAPE
Site Plan

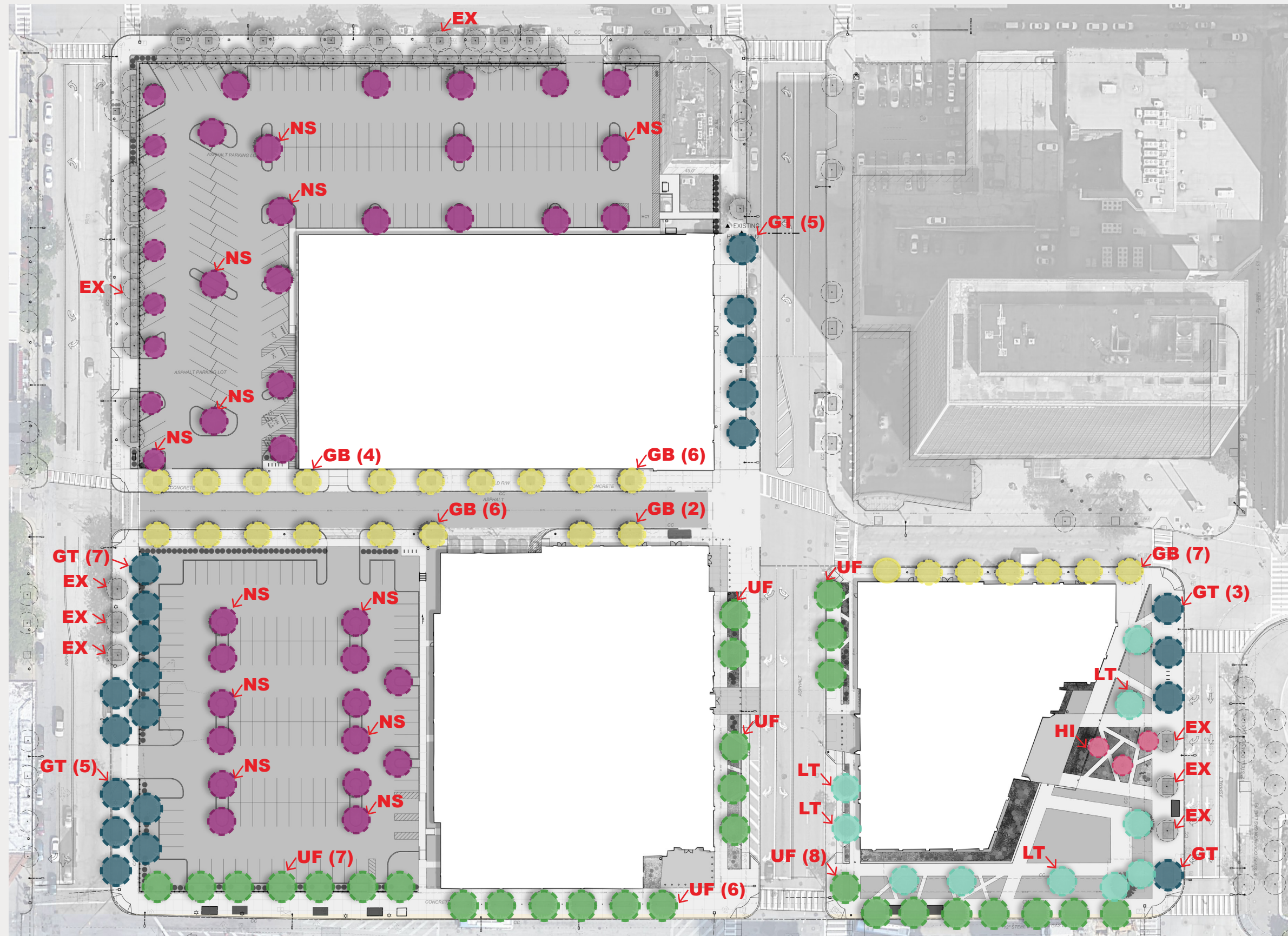


LEGEND


- A** COLOR GARDEN
- B** BUILDING LOBBY
- C** SURFACE PARKING
- D** LAWN
- E** EXISTING TREE TO REMAIN
- F** NEW TREES (TYPICAL)



Tree Species Plan Diagram



LEGEND

-  GB- Ginkgo b. 'Princeton Sentry'
Princeton Sentry Ginkgo
-  GT - Gleditsia t. f. 'Street Keeper'
Street Keeper Honey Locust
-  HI-Hamamelis i. "Barmstedt Gold"
Barmstedt Gold Witchhazel
-  LT-Liriodendron t. "Little Volunteer"
Little Volunteer Tulip Poplar
-  NS- Nyssa sylvatica
Sour Gum
-  UF- Ulmus X Frontier
Frontier Elm

Tree Species Selection



Ginkgo b. 'Princeton Sentry'
Princeton Sentry Ginkgo



Gleditsia t. f. 'Street Keeper'
Street Keeper Honey Locust



Hamamelis i. "Barmstedt Gold"
Barmstedt Gold Witchhazel



Malus 'Spring Snow' (ALTERNATE)
Spring Snow Fruitless Crabapple



Liriodendron t. "Little Volunteer"
Little Volunteer Tulip Poplar

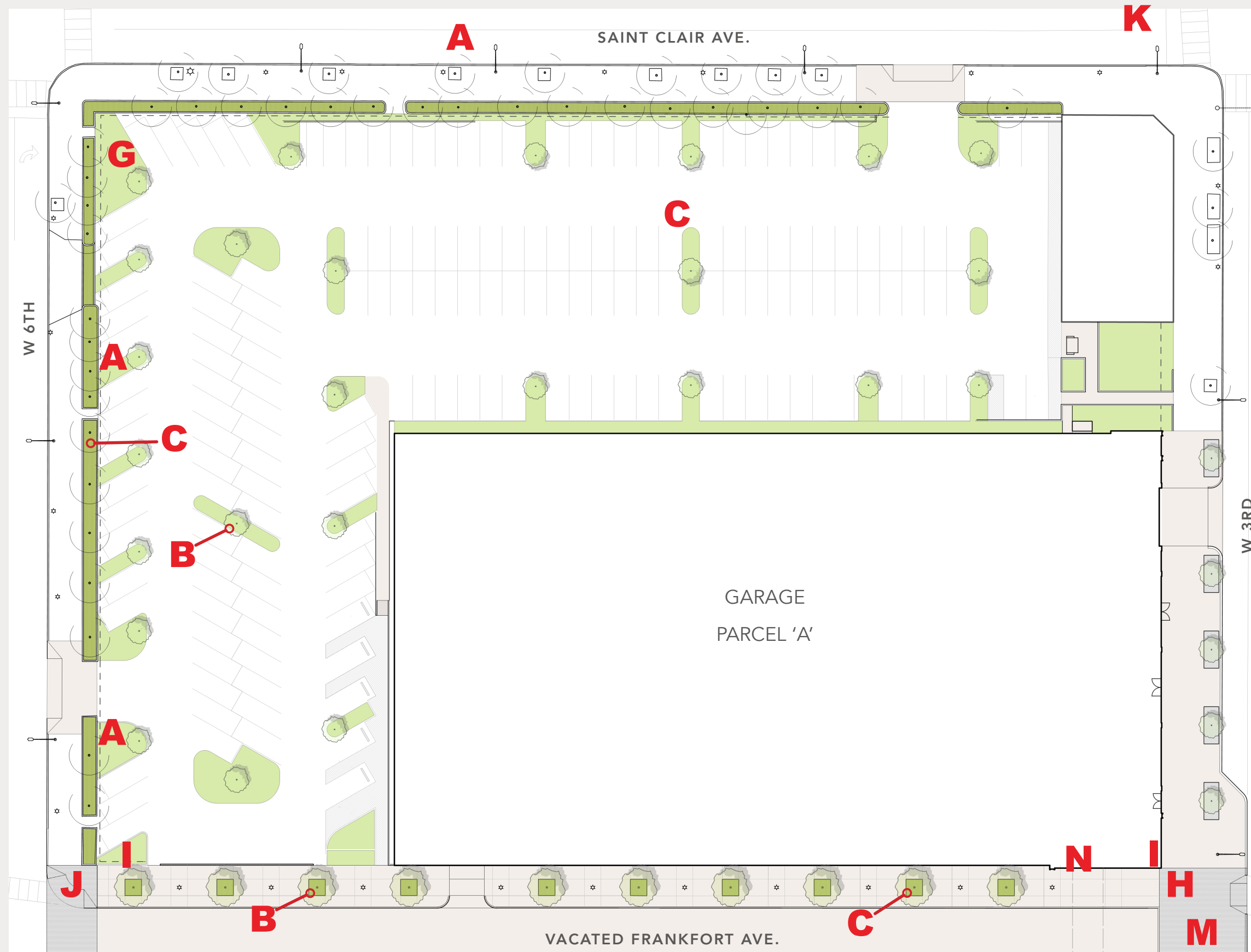


Nyssa sylvatica
Sour Gum



Ulmus X Frontier
Frontier Elm

Landscape Plan - Garage, Parcel 'A'

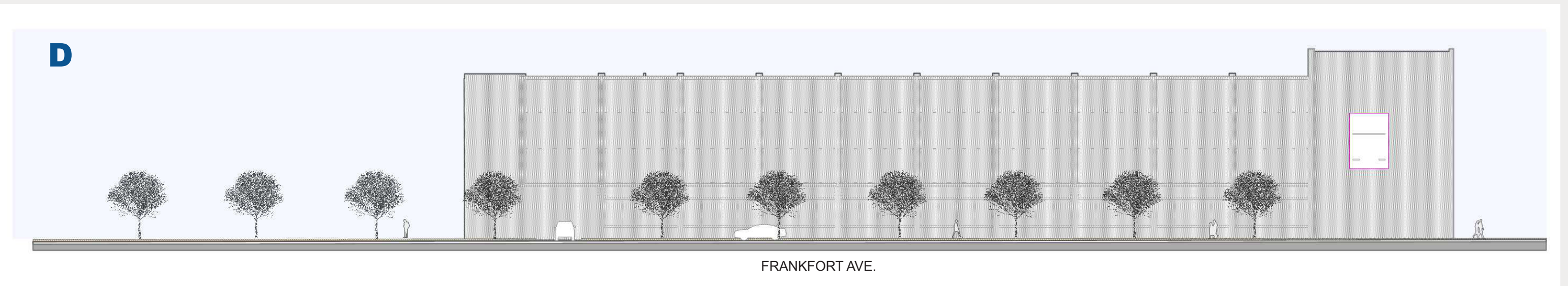
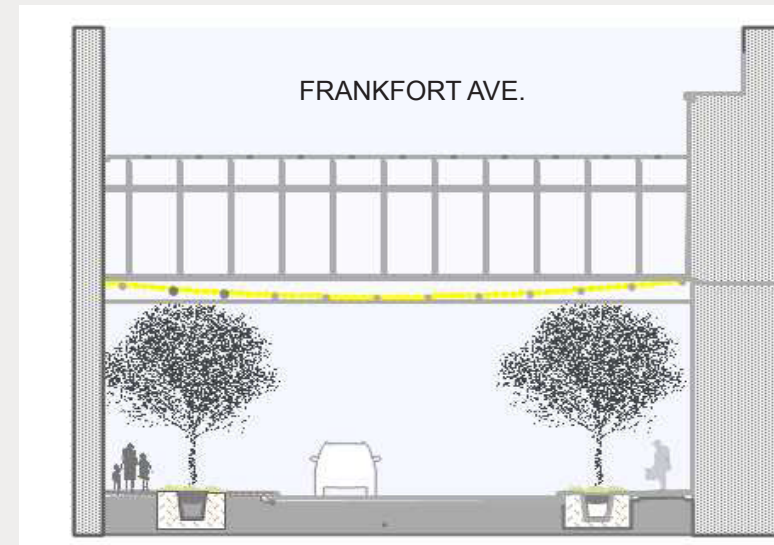
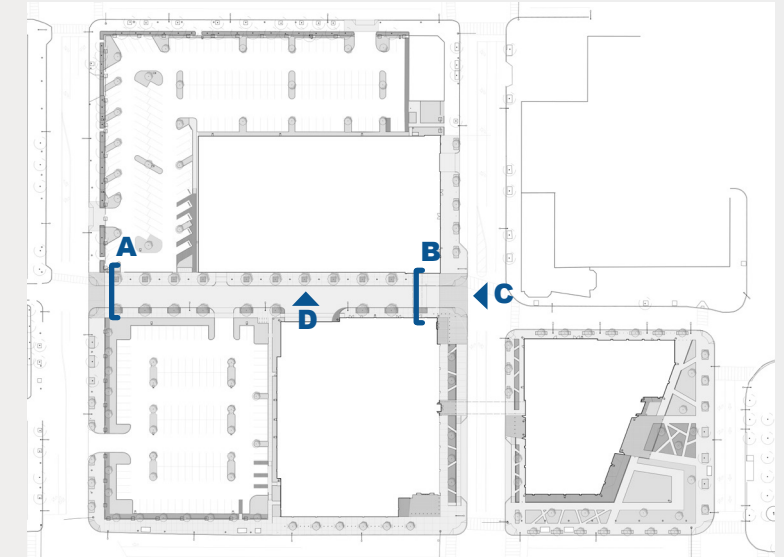


LEGEND

- A** EXISTING TREE TO REMAIN
- B** SHADE TREE
- C** ORNAMENTAL PLANTING (PARKING LOT SCREENING)
- D** NOT AT PARCEL 'A'
- E** NOT AT PARCEL 'A'
- F** NOT AT PARCEL 'A'
- G** GRASS/SOD
- H** SPECIAL PAVING
- I** NOT AT PARCEL 'A'
- J** CROSS-WALK, TYPICAL AT INTERSECTIONS
- K** NOT AT PARCEL 'A'
- L** NOT AT PARCEL 'A'
- M** TABLE-TOP CROSSING
- N** NOT AT PARCEL 'A'
- O** NOT AT PARCEL 'A'



Parcel "A" Streetscape Sections



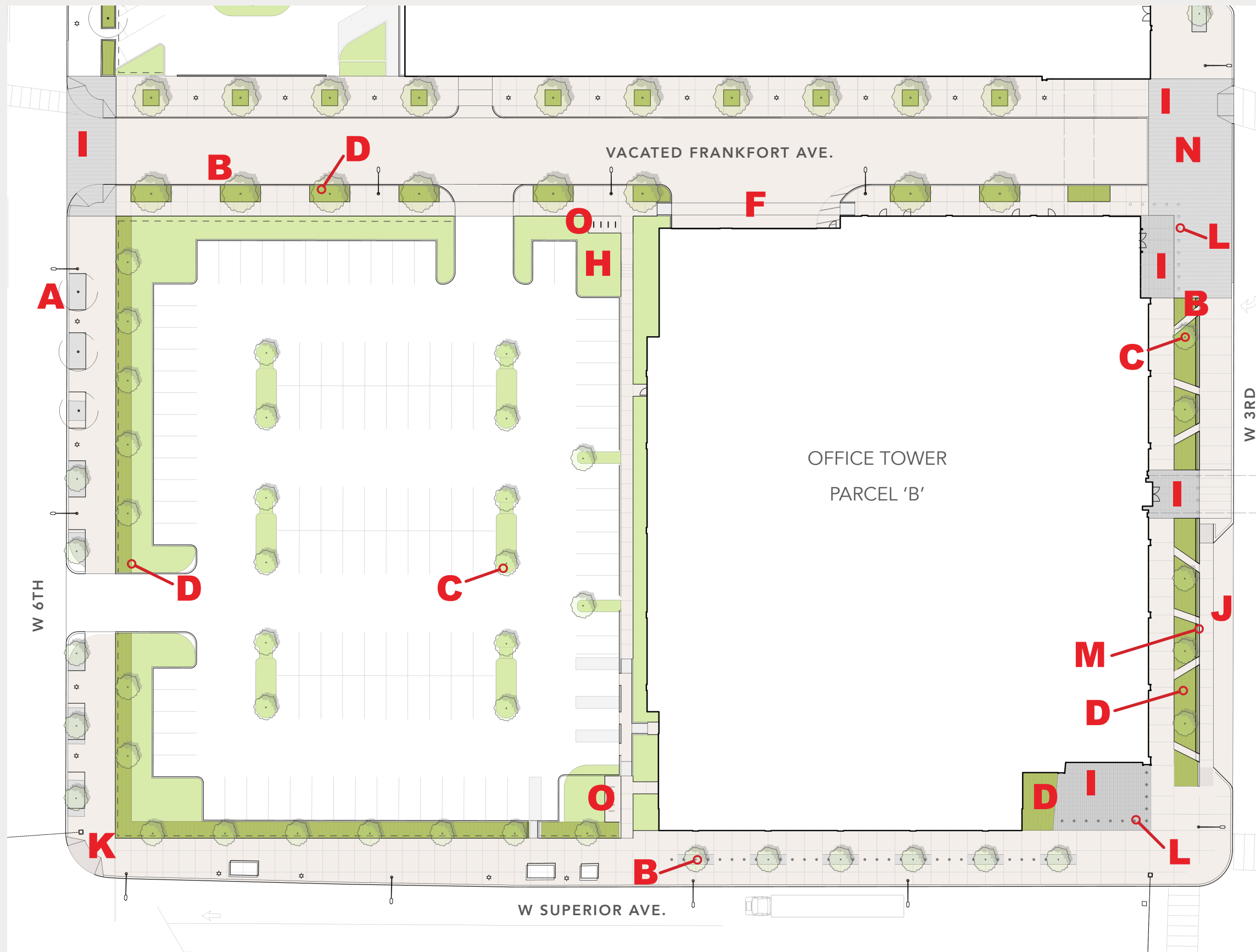
Site view - Frankfort Avenue



Site view - Frankfort Avenue



Landscape Plan - Tower, Parcel 'B'



LEGEND

- A EXISTING TREE TO REMAIN
- B STREET TREES
- C SHADE TREE
- D ORNAMENTAL PLANTING (PARKING LOT SCREENING)
- E NOT AT PARCEL 'B'
- F TRUCK PULL-UP ZONE
- G NOT AT PARCEL 'B'
- H GRASS/SOD
- I SPECIAL PAVING
- J LAY-BY / DROP OFF
- K CROSS-WALK, TYPICAL AT INTERSECTIONS
- L SECURITY BOLLARDS
- M SITE WALLS, TYPICAL
- N TABLE-TOP CROSSING
- O BIKE RACKS

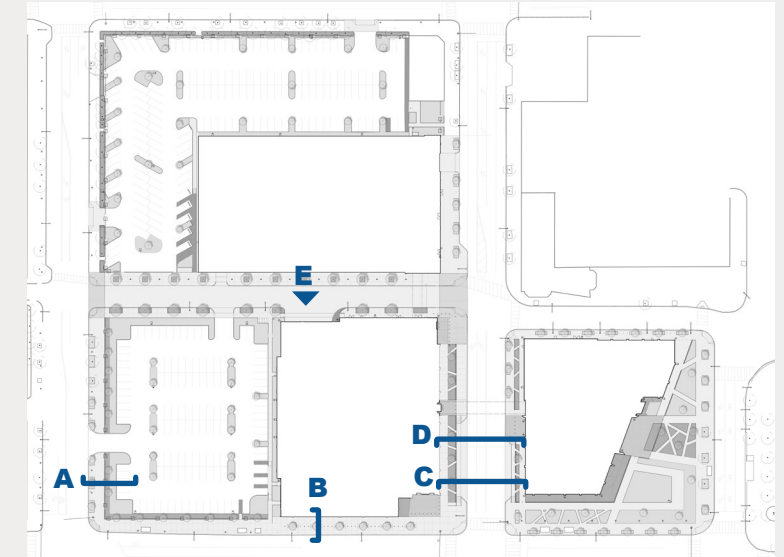
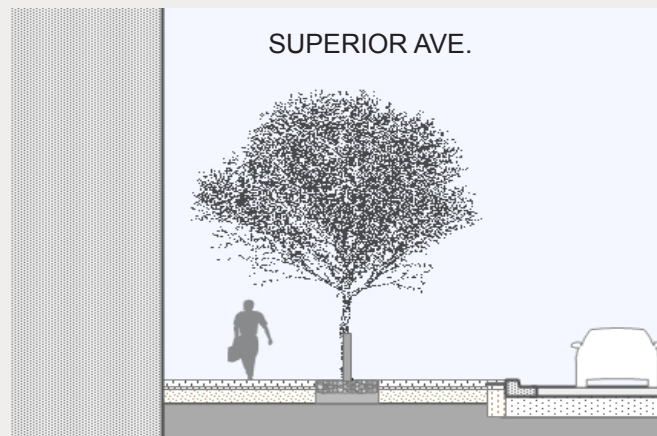


Parcel "B" Streetscape Sections

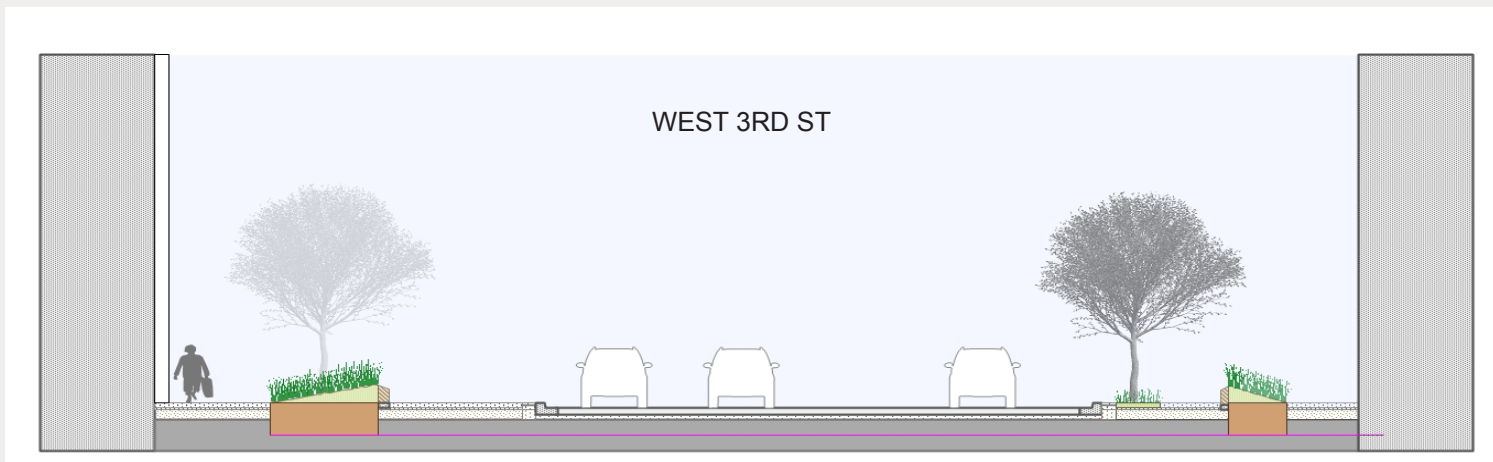
A



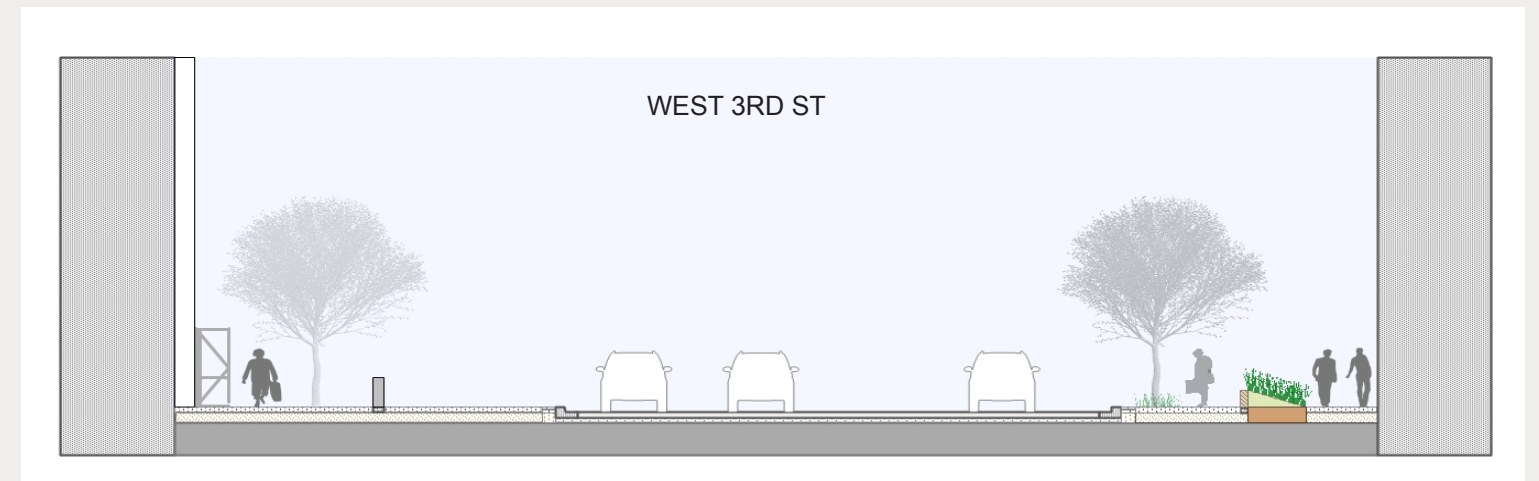
B



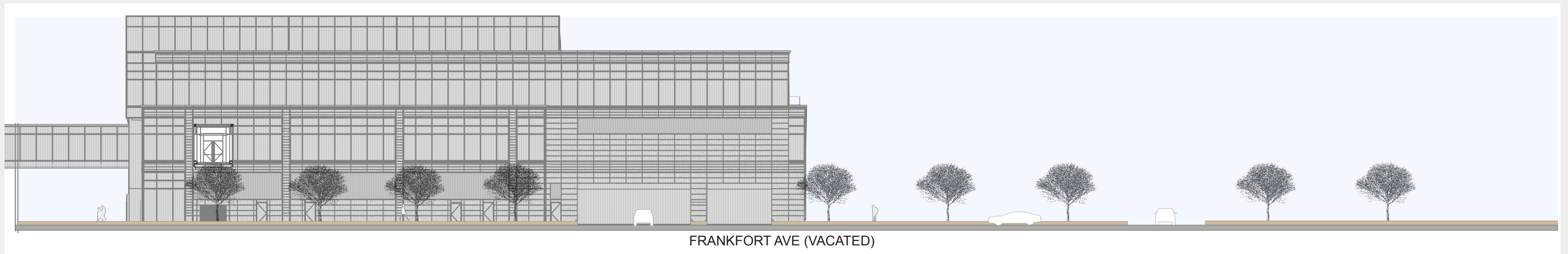
C



D



E



Site view - W. 3RD Looking North



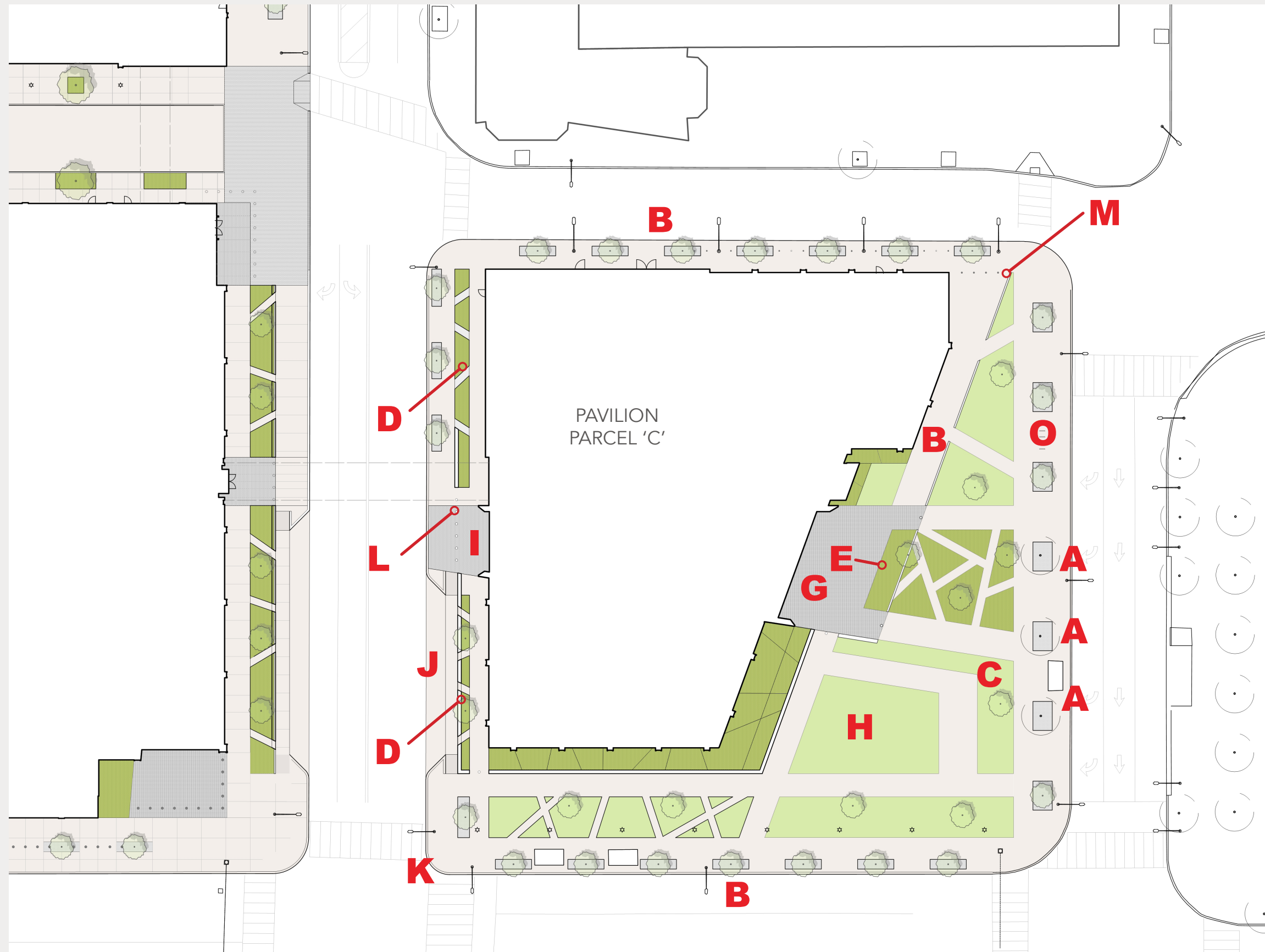
Site view - W. 3RD at Superior Ave.



Site view - Superior Avenue



Landscape Plan - Pavilion, Parcel 'C'

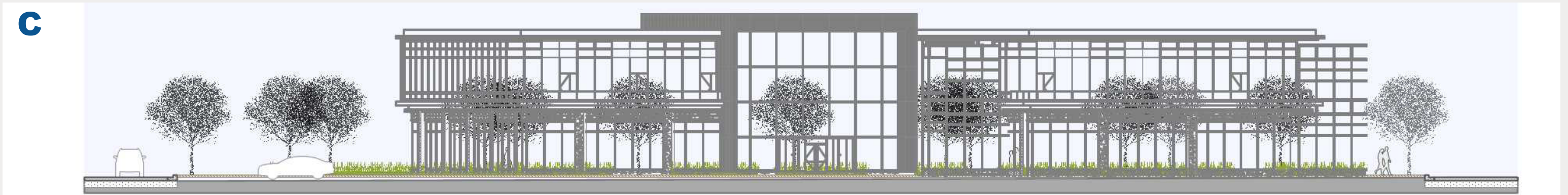
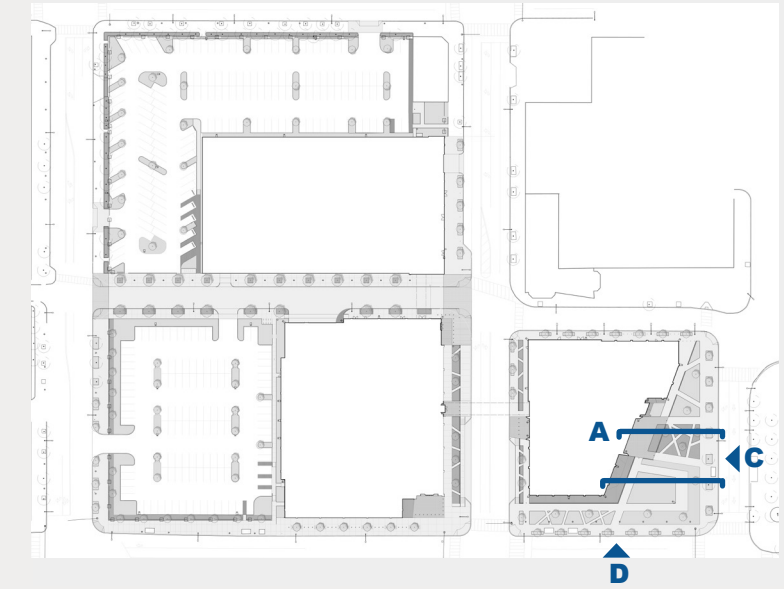


LEGEND

- A** EXISTING TREE TO REMAIN
- B** STREET TREES
- C** SHADE TREE
- D** ORNAMENTAL PLANTING
- E** COLOR GARDEN
- F** NOT AT PARCEL 'C'
- G** ENTRY PLAZA
- H** LAWN
- I** SPECIAL PAVING
- J** LAY-BY / DROP OFF
- K** CROSS-WALK, TYPICAL AT INTERSECTIONS
- L** SECURITY BOLLARDS
- M** SITE WALLS, TYPICAL
- N** NOT AT PARCEL 'C'
- O** BIKE RACKS



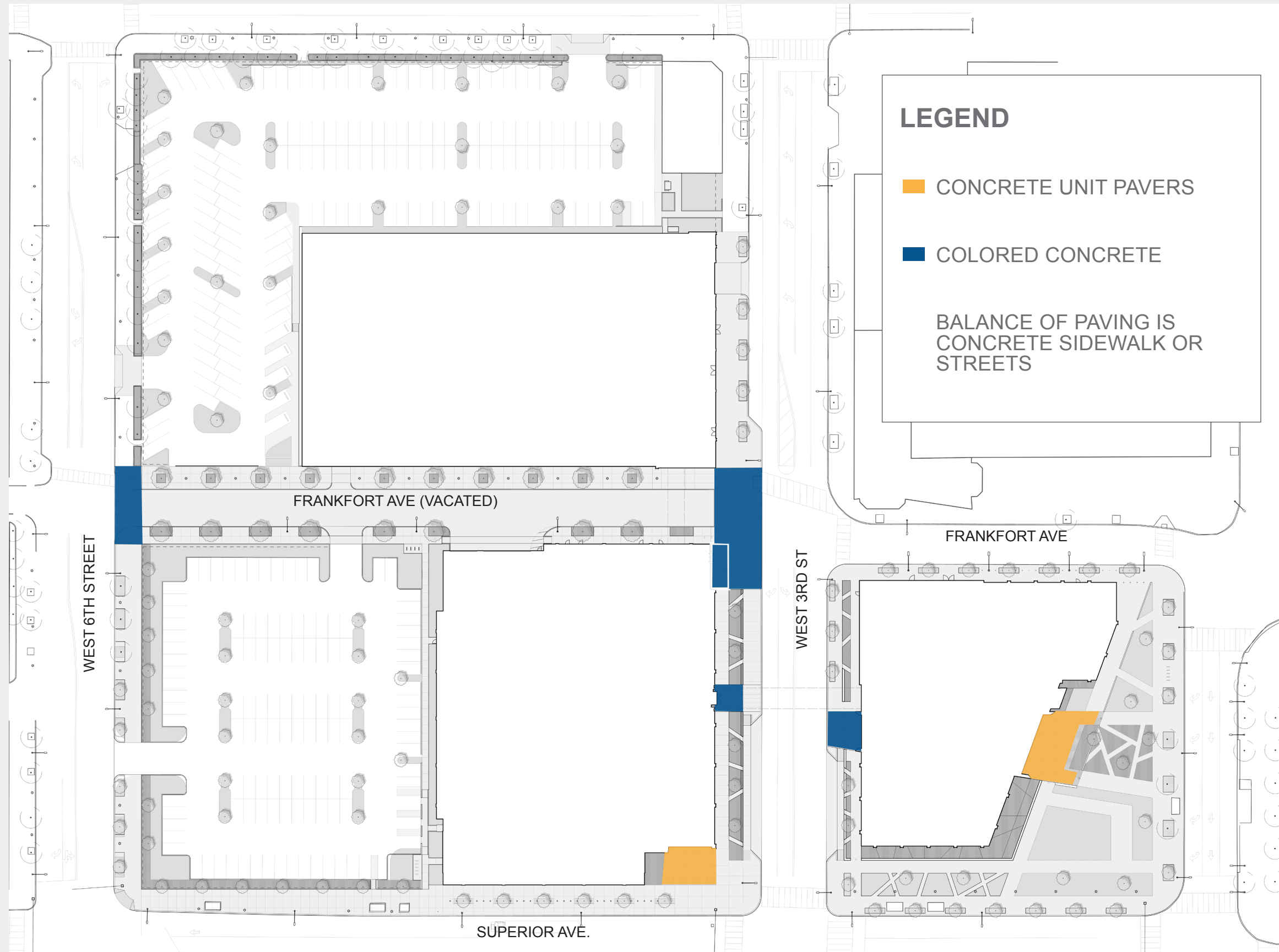
Parcel "C" Streetscape Sections



Site view - Pavilion



Headquarters Campus Streetscape Hardscape Plan



CONCRETE SIDEWALK

TYPICAL, TO MATCH DOWNTOWN CITY STANDARDS



ENHANCED CONCRETE 1 AND 2


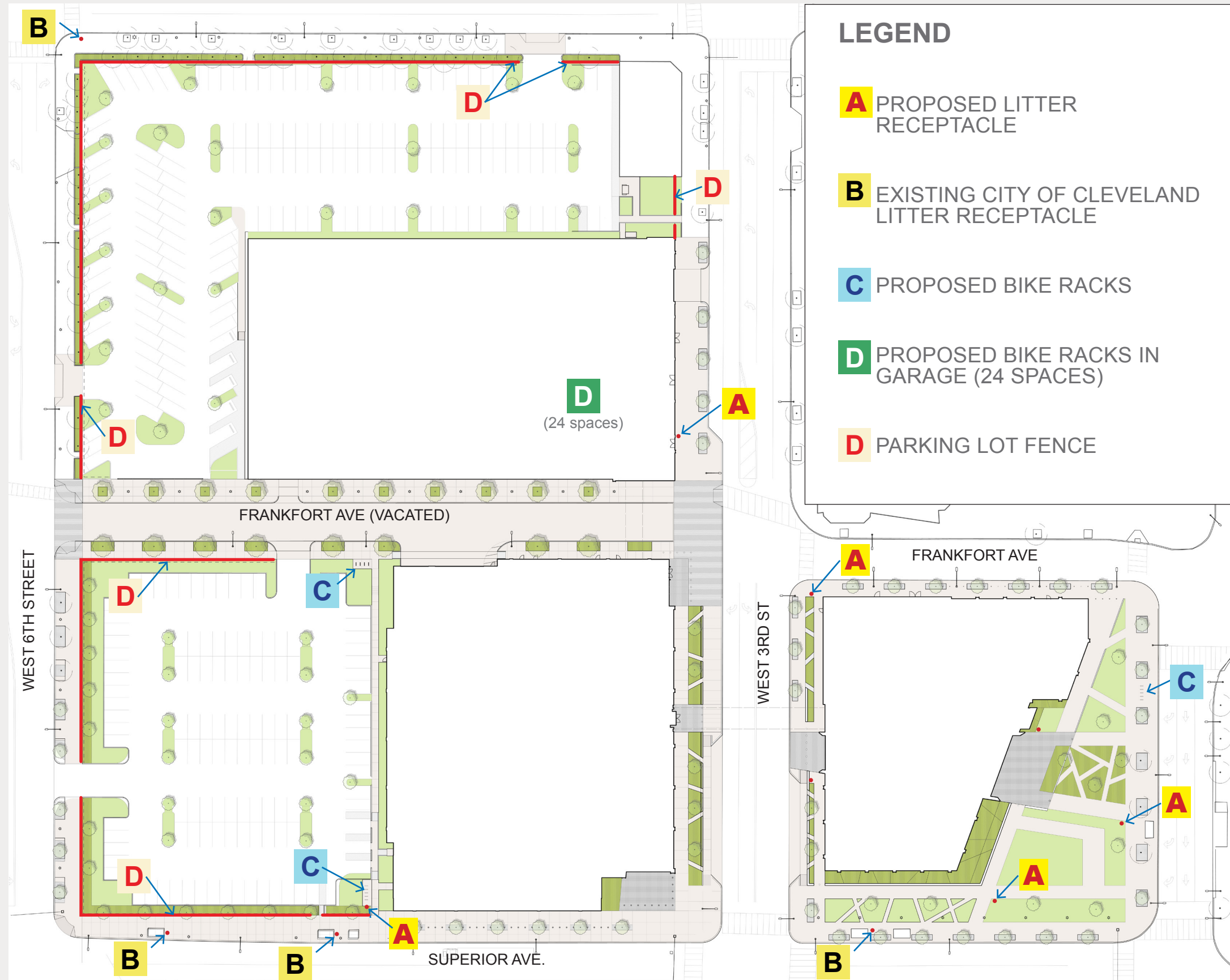
COLORED CONCRETE WITH SPECIAL FINISH AND AGGREGATE
PROPOSED FINISH IS TOPCAST (SIMILAR TO SANDBLAST)



UNIT PAVERS

PROPOSED PAVERS ARE UNILOCK ARCANA CORVARA
STACKED BOND PATTERN, SIZE TO BE DETERMINED, 3" THICK

Headquarters Campus Streetscape Furniture Plan



PROPOSED BIKE RACK
BOLA RACK BY LANDSCAPE FORMS
POWDERCOATED, COLOR TBD

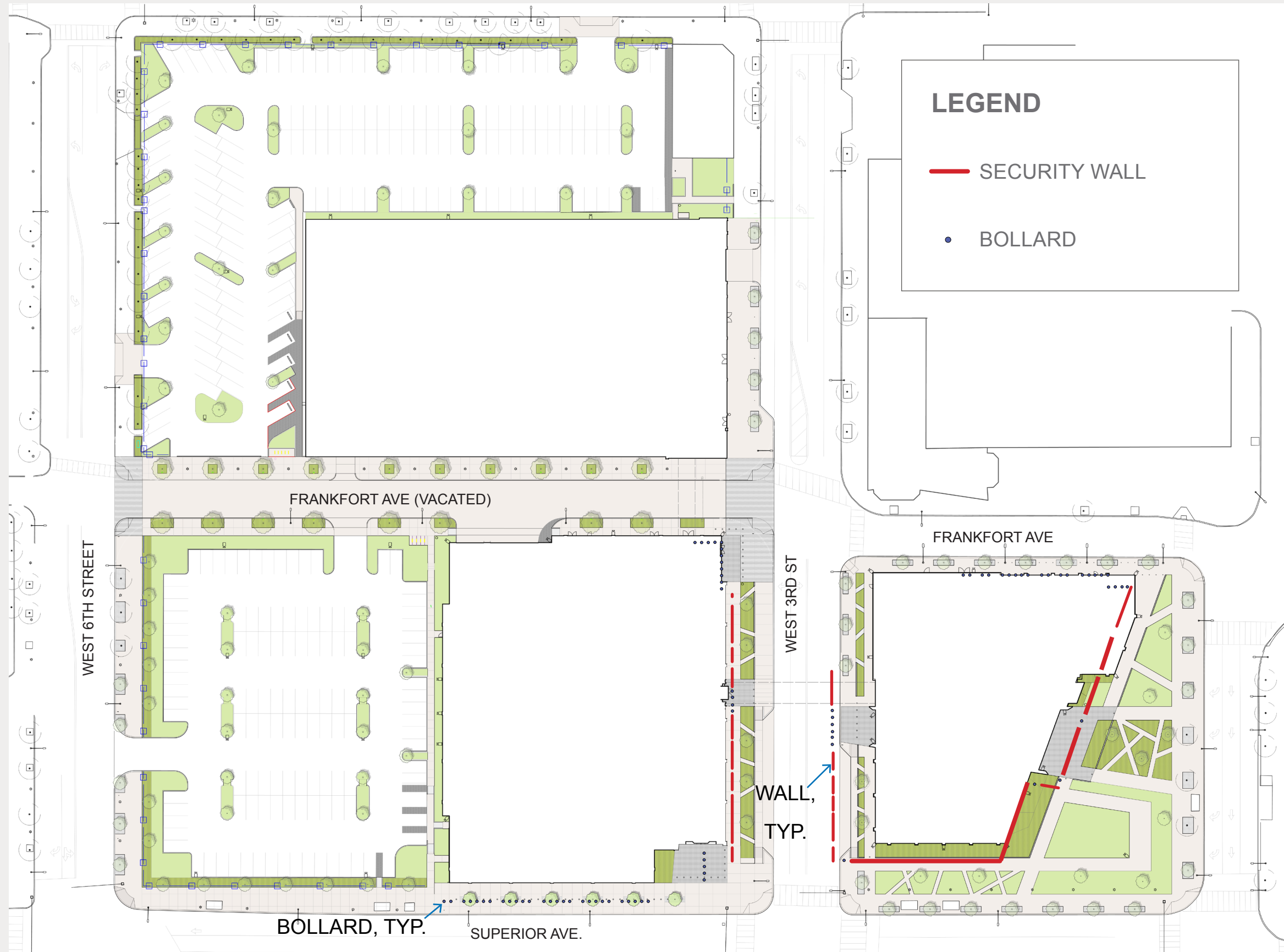


PROPOSED LITTER RECEPTACLE
LAKESIDE LITTER BY LANDSCAPE FORMS
COLOR TO MATCH BIKE RACK



PROPOSED PARKING LOT FENCE
OMEGA 10 FENCE AT 48" TALL
COLOR TO MATCH BIKE RACK

Headquarters Campus Security Plan



SECURITY WALL
CONCRETE, CAST IN PLACE

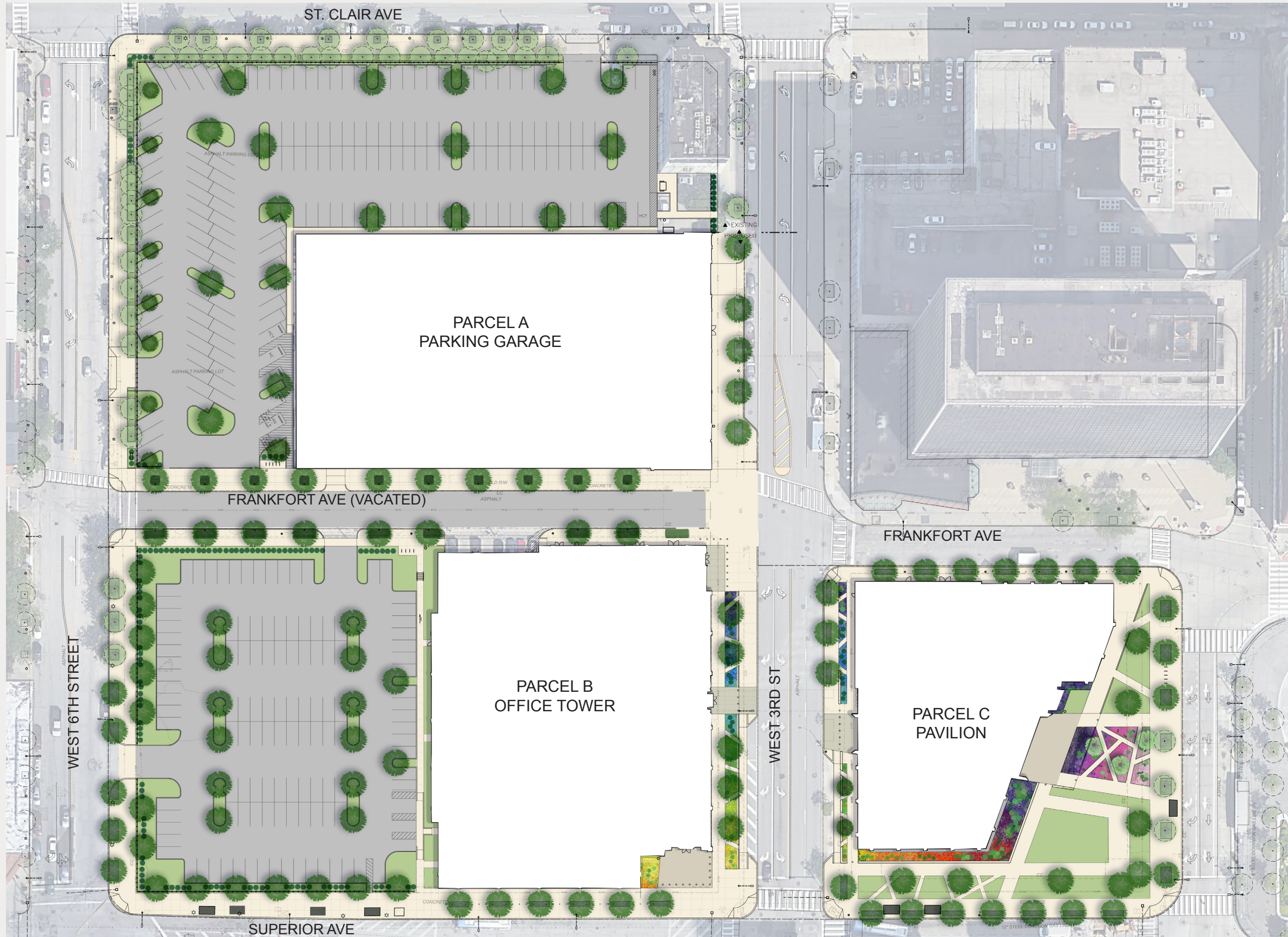


SECURITY-RATED BOLLARD
STAINLESS STEEL, M30 RATED



BOLLARD
STAINLESS STEEL, 6" DIA.

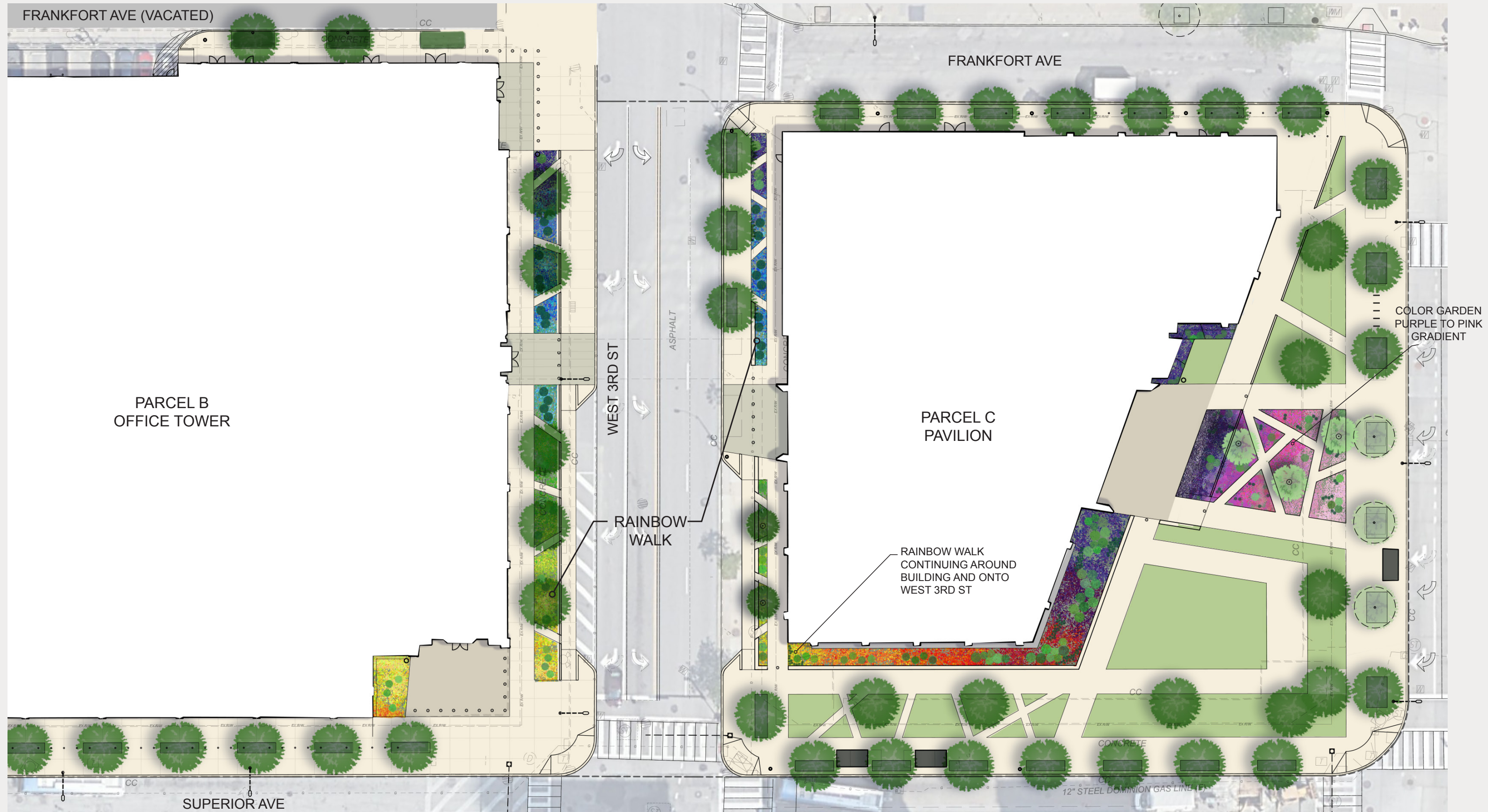
Overall Planting Plan



Enlarged Planting Plan, Garage Block



Enlarged Planting Plan, Pavilion and Podium Block



Planting Species Selections


Spring



HI- Barmsted Gold Witch Hazel



BAP- Flase Indigo




BGT- Grape Taffy False Indigo



HEU-Northern Exposure Black Coral Bell



IRC-Ceasar's Brother Iris



CAM- Serbian Bellflower



POL- Heaven Scent Jacob's Ladder

Summer



HEB-Weston Pink Coral Bells



ANJ-Fantasy Jasmine Japanese Anemone




VCH- Homestead Purple Vervain



SED-Dazzle Berry Stonecrop



THA-Chinese Meadow Rue




EDL-Joe Pye Weed 'Little Joe'



VLS-Pink Marshmallow Speedwell



ACH-Summer Taffy Yarrow



GAU-Gaudi Red Wandflower



SY-Marleen Snowberry



TO-Tater Tot Arborvitae



CXP-Pennsylvania Sedge



PGA- Balloon Flower



VCA- Apple Blossom Vervain



ANM-Max Vogel Anemone

Planting Species Selections

Spring



HEU-Northern Exposure
Black Coral Bell




IRC-Ceasar's Brother Iris



IRH- Hubbard Siberian Iris



DIA-Black Cherry Sweet
William



CHS-Kingishi Quince

Summer



CAM- Serbian Bellflower



HM-Lord Baltimore Giant
Hibiscus



SJ- Red Spirea



ASC-Butterfly Weed



IRM-Moonsilk Siberian Iris



GEU-Yellow Avens



ACT-Thriller Lady's Mantle



PT- Goldfinger Potentilla




ACM-Moonshine Yarrow



PUL- Twinkle Toes Lungwort



AMS-Arkansas Blue Star




BRU- False Forget Me Not



EUP-Cushion Spruce



HY-Invincible Limetta
Hydrangea



LYS-Golden Moneywork

Planting Species Selections

Summer



CAM- Serbian Bellflower




HM-Lord Baltimore Giant Hibiscus



AGK-Red Hyssop



CEN-Red Valerian



RCR-Red Prairie Coneflower



ACP-Paprika Yarrow



SJ- Red Spirea



ASC-Butterfly Weed




HY-Invincible Limetta Hydrangea




PT- Goldfinger Potentilla




ACM-Moonshine Yarrow



GAA-Arizona Apricot Blanketflower



HEL-Twist of Lime Coral Bells



VPA-Aztec Gold Speedwell



LYS-Golden Moneywork



CER-Hardy Plumbago

Fall



PO- Obsidian Ninebark



DI-Kodiak Orange Bush Honeysuckle



BUX-Morris Dwarf Boxwood



IC-Great Lakes Japanese Holly

Planting Schedules, by block

Plant Schedule - Garage Block

Key	Qty	Botanical / Common Name	Size	Cond.	Spacing
Trees					
GB	8	Ginkgo b. 'Princeton Sentry' / Princeton Sentry Ginkgo	2" Cal.	B&B	See Plan
GB	10	Ginkgo b. 'Princeton Sentry' / Princeton Sentry Ginkgo	4" Cal.	B&B	See Plan
GT	5	Gleditsia t. f x 'Street Keeper' / Street Keeper Honeylocust	2 ½" Cal.	B&B	See Plan
MS	8	Malus 'Spring Snow' / Spring Snow Fruitless Crabapple	2" Cal.	B&B	See Plan
NS	6	Nyssa sylvatica / Sour Gum	2" Cal.	B&B	See Plan
UF	5	Ulmus x 'Frontier' / Frontier Elm	2 ½" Cal.	B&B	See Plan
Shrubs					
ICG	30	Ilex crenata 'Green Lustre' / Green Lustre Japanese Holly	24"	B&B	4' O.C.
Perennials & Grasses					
CAM	200	Campanula 'Purple Sensation' / Purple Sensation Bellflower	Clump	No.2	18" O.C.

Plant Schedule - Tower Block

Key	Qty	Botanical / Common Name	Size	Cond.	Spacing
Trees					
GB	2	Ginkgo b. 'Princeton Sentry' / Princeton Sentry Ginkgo	2" Cal.	B&B	See Plan
GB	8	Ginkgo b. 'Princeton Sentry' / Princeton Sentry Ginkgo	4" Cal.	B&B	See Plan
GT	12	Gleditsia t. f x 'Street Keeper' / Street Keeper Honeylocust	2 ½" Cal.	B&B	See Plan
LT		Liriodendron t. 'Little Volunteer' / Little Volunteer Tulip Poplar	2 ½" Cal.	B&B	See Plan
MS		Malus 'Spring Snow' / Spring Snow Fruitless Crabapple	2" Cal.	B&B	See Plan
NS	12	Nyssa sylvatica / Sour Gum	2" Cal.	B&B	See Plan
UF	18	Ulmus x 'Frontier' / Frontier Elm	2 ½" Cal.	B&B	See Plan
Shrubs					
BUX		Buxus microphylla 'Morris Dwarf' / Morris Dwarf Boxwood	12"	B&B	12" O.C.
CG		Cotinus c. 'Velveteeny' / Velveteeny Smoketree	24"	No. 3	4' O.C.
CH	3	Chaenomeles s. 'Kingishi' / Kingishi Quince	18"	No. 3	3' O.C.
DI	3	Diervilla x 'Kodiak Orange' / Kodiak Orange Bush Honeysuckle	18"	No. 3	3' O.C.
HM		Hibiscus moscheutos 'Lord Baltimore' / Lord Baltimore Giant Hibiscus	30"	No. 5	4' O.C.
HY	14	Hydrangea a. 'Invincibelle Limetta' / Invincibelle Limetta Hydrangea	18"	No. 3	3' O.C.
IC	12	Ilex crenata 'Great Lakes' / Great Lakes Japanese Holly	18"	B&B	3' O.C.
ICG	108	Ilex crenata 'Green Lustre' / Green Lustre Japanese Holly	24"	B&B	4' O.C.
PO	2	Physocarpus o. 'Obsidian' / Obsidian Ninebark	24"	No. 3	4' O.C.
PT	5	Potentilla f. 'Goldfinger' / Goldfinger Potentilla	18"	No. 3	3' O.C.
SJ		Spirea japonica 'Double Play Red' / Red Spirea	18"	No. 3	3' O.C.
SY		Symphoricarpos x doorenbosii 'Marleen' / Marleen Snowberry	30"	B&B	3' O.C.
TO		Thuja o. 'Tater Tot' / Tater Tot Arborvitae	15"	B&B	18" O.C.

Perennials & Grasses					
ACH		Achillea millefolium 'Summer Taffy' / Sassy Summer Taffy Yarrow	Clump	No. 2	14" O.C.
ACM	47	Achillea m. 'Moonshine' / Moonshine Yarrow	Clump	No. 2	16" O.C.
ACP		Achillea m. 'Paprika' / Paprika Yarrow	Clump	No. 2	14" O.C.
ACT	71	Alchemilla mollis 'Thriller' / Thriller Lady's Mantle	Clump	No. 2	14" O.C.
AGK	13	Agastache 'Kudos Red' / Red Hyssop	Clump	No. 2	24" O.C.
AMS	4	Amsonia hubrichtii / Arkansas Blue Star	Clump	No. 2	36" O.C.
ANJ		Anemone x hybrida 'Fantasy Jasmine' / Fantasy Jasmine Japanese Anemone	Clump	No. 2	14" O.C.
ANM		Anemone Max Vogel / Max Vogel Windflower	Clump		
ASC	15	Asclepias tuberosa / Butterfly Weed	Clump	No. 2	24" O.C.
BAP		Baptisia australis / False Indigo	Clump	No. 2	24" O.C.
BGT		Baptisia c. x minor 'Grape Taffy' / Grape Taffy False Indigo	Clump	No. 2	30" O.C.
BRM		Brunnera macrophylla 'Alexander's Great' / Alexander's Great False Forget Me Not	Clump	No. 2	30" O.C.
BRU	84	Brunnera 'Jack Frost' / False Forget Me Not	Clump		
CAM	586	Campanula 'Purple Sensation' / Purple Sensation Bellflower	Clump	No.2	18" O.C.
CEN		Centranthus Ruber / Red Valerian	Clump	No. 2	18" O.C.
CER	97	Ceratostigma Plumbaginoides / Hardy Plumbago	Clump		
CIM		Cimicifuga ramosa 'Hillside Black Beauty' / Hillside Black Beauty Black Cohosh	Clump		30" O.C.
CXP	80	Carex pensylvanica / Pennsylvania Sedge	Clump	No. 2	12" O.C.
DIA		Dianthus barbatus 'Black Cherry' / Black Cherry Sweet William	Clump	No. 1	12" O.C.
EDL		Eupatorium dubium 'Little Joe' / Joe Pye Weed	Clump	No. 2	24" O.C.
EUP	67	Euphorbia Polychroma / Cushion Spruge	Clump		
GAA	48	Gaillardia a. 'Arizona Apricot' / Arizona Apricot Blanketflower	Clump	No. 1	12" O.C.
GAU		Gaura lindheimeri 'Gaudi Red' / Gaudi Red Wandflower	Clump	No. 1	14" O.C.
GEU	18	Geum Tempo Yellow / Yellow Avens			
HEB		Heuchera x bryzoides 'Weston Pink' / Weston Pink Coral Bells	Clump	No. 2	14" O.C.
HES		Heuchera 'Stainless Steel' / Stainless Steel Coral Bells	Clump	No. 2	14" O.C.
HET	60	Heuchera 'Twist of Lime' / Twist of Lime Coral Bells	Clump	No. 1	16" O.C.
HEU	14	Heuchera x richardsonii 'Northern Exposure Black' / Northern Exposure Black Coral Bell	Clump	No. 2	24" O.C.
HLB		Helleborus 'New York Night' / New York Night' Lenten Rose	Clump	No. 2	24" O.C.
IRC	26	Iris s. 'Cesar's Brother' / Cesar's Brother Iris	Clump	No. 2	24" O.C.
IRH		Iris s. 'Hubbard' / Hubbard Siberian Iris	Clump	No. 2	24" O.C.
IRM	20	Iris s. 'Moonsilk' / Moonsilk Siberian Iris	Clump	No. 2	24" O.C.
LYS	105	Lysimachia Aurea / Creeping Jenny	Clump	No. 1	12" O.C.
OPN		Ophiopogon planiscapus 'Nigrensens' / Black Mondo Grass	Clump	No. 1	9" O.C.
PGA		Platycodon grandiflorus 'Astra Pink' / Astra Pink Balloon Flower	Clump	No. 1	8" O.C.

Planting Schedule

Plant Schedule - Pavillion Block

Key	Qty	Botanical / Common Name	Size	Cond.	Spacing
Trees					
GB		Ginkgo b. 'Princeton Sentry' / Princeton Sentry Ginkgo	2" Cal.	B&B	See Plan
GB		Ginkgo b. 'Princeton Sentry' / Princeton Sentry Ginkgo	4" Cal.	B&B	See Plan
GT	4	Gleditsia t. f x 'Street Keeper' / Street Keeper Honeylocust	2 ½" Cal.	B&B	See Plan
HI	3	Hamamelis i. 'Barmstedt Gold' / Barmstedt Gold Witchhazel	4'	No. 5	See Plan
LT	4	Liriodendron t. 'Little Volunteer' / Little Volunteer Tulip Poplar	2 ½" Cal.	B&B	See Plan
MS	2	Malus 'Spring Snow' / Spring Snow Fruitless Crabapple	2" Cal.	B&B	See Plan
NS		Nyssa sylvatica / Sour Gum	2" Cal.	B&B	See Plan
UF	22	Ulmus x 'Frontier' / Frontier Elm	2 ½" Cal.	B&B	See Plan
Shrubs					
BUX	121	Buxus microphylla 'Morris Dwarf' / Morris Dwarf Boxwood	12"	B&B	12" O.C.
CG	7	Cotinus c. 'Velveteeny' / Velveteeny Smoketree	24"	No. 3	4' O.C.
CH	4	Chaenomeles s. 'Kingishi' / Kingishi Quince	18"	No. 3	3' O.C.
DI	5	Diervilla x 'Kodiak Orange' / Kodiak Orange Bush Honeysuckle	18"	No. 3	3' O.C.
HM	6	Hibiscus moscheutos 'Lord Baltimore' / Lord Baltimore Giant Hibiscus	30"	No. 5	4' O.C.
HY	6	Hydrangea a. 'Invincibelle Limetta' / Invincibelle Limetta Hydrangea	18"	No. 3	3' O.C.
IC	10	Ilex crenata 'Great Lakes' / Great Lakes Japanese Holly	18"	B&B	3' O.C.
ICG		Ilex crenata 'Green Lustre' / Green Lustre Japanese Holly	24"	B&B	4' O.C.
PO	10	Physocarpus o. 'Obsidian' / Obsidian Ninebark	24"	No. 3	4' O.C.
PT	5	Potentilla f. 'Goldfinger' / Goldfinger Potentilla	18"	No. 3	3' O.C.
SJ	8	Spirea japonica 'Double Play Red' / Red Spirea	18"	No. 3	3' O.C.
SY	33	Symphoricarpos x doorenbosii 'Marleen' / Marleen Snowberry	30"	B&B	3' O.C.
TO	42	Thuja o. 'Tater Tot' / Tater Tot Arborvitae	15"	B&B	18" O.C.

Perennials & Grasses					
ACH	20	Achillea millefolium 'Summer Taffy' / Sassy Summer Taffy Yarrow	Clump	No. 2	14" O.C.
ACM	29	Achillea m. 'Moonshine' / Moonshine Yarrow	Clump	No. 2	16" O.C.
ACP	24	Achillea m. 'Paprika' / Paprika Yarrow	Clump	No. 2	14" O.C.
ACT	21	Alchemilla mollis 'Thriller' / Thriller Lady's Mantle	Clump	No. 2	14" O.C.
AGK	12	Agastache 'Kudos Red' / Red Hyssop	Clump	No. 2	24" O.C.
AMS	7	Amsonia hubrichtii / Arkansas Blue Star	Clump	No. 2	36" O.C.
ANJ	30	Anemone x hybrida 'Fantasy Jasmine' / Fantasy Jasmine Japanese Anemone	Clump	No. 2	14" O.C.
ANM	21	Anemone Max Vogel / Max Vogel Windflower	Clump		
ASC	26	Asclepias tuberosa / Butterfly Weed	Clump	No. 2	24" O.C.
BAP	10	Baptisia australis / False Indigo	Clump	No. 2	24" O.C.
BGT	5	Baptisia c. x minor 'Grape Taffy' / Grape Taffy False Indigo	Clump	No. 2	30" O.C.
BRM	19	Brunnera macrophylla 'Alexander's Great' / Alexander's Great False Forget Me Not	Clump	No. 2	30" O.C.
BRU	28	Brunnera 'Jack Frost' / False Forget Me Not	Clump		
CAM	53	Campanula 'Purple Sensation' / Purple Sensation Bellflower	Clump	No. 2	18" O.C.
CEN	21	Centranthus Ruber / Red Valerian	Clump	No. 2	18" O.C.
CER	31	Ceratostigma Plumbaginoides / Hardy Plumbago	Clump		
CIM	16	Cimicifuga ramosa 'Hillside Black Beauty' / Hillside Black Beauty Black Cohosh	Clump		30" O.C.
CXP	880	Carex pensylvanica / Pennsylvania Sedge	Clump	No. 2	12" O.C.
DIA	14	Dianthus barbatus 'Black Cherry' / Black Cherry Sweet William	Clump	No. 1	12" O.C.
EDL	7	Eupatorium dubium 'Little Joe' / Joe Pye Weed	Clump	No. 2	24" O.C.
EUP	11	Euphorbia Polychroma / Cushion Spruge	Clump		
GAA	22	Gaillardia a. 'Arizona Apricot' / Arizona Apricot Blanketflower	Clump	No. 1	12" O.C.
GAU	15	Gaura lindheimeri 'Gaudi Red' / Gaudi Red Wandflower	Clump	No. 1	14" O.C.
GEU	3	Geum Tempo Yellow / Yellow Avens			
HEB	63	Heuchera x bryzoides 'Weston Pink' / Weston Pink Coral Bells	Clump	No. 2	14" O.C.
HES	40	Huechera 'Stainless Steel' / Stainless Steel Coral Bells	Clump	No. 2	14" O.C.
HET	12	Heuchera 'Twist of Lime' / Twist of Lime Coral Bells	Clump	No. 1	16" O.C.
HEU	53	Heuchera x richardsonii 'Northern Exposure Black' / Northern Exposure Black Coral Bell	Clump	No. 2	24" O.C.
HLB	18	Helleborus 'New York Night' / New York Night Lenten Rose	Clump	No. 2	24" O.C.
IRC	69	Iris s. 'Cesar's Brother' / Cesar's Brother Iris	Clump	No. 2	24" O.C.
IRH	13	Iris s. 'Hubbard' / Hubbard Siberian Iris	Clump	No. 2	24" O.C.
IRM	2	Iris s. 'Moonsilk' / Moonsilk Siberian Iris	Clump	No. 2	24" O.C.
LYS	33	Lysimachia Aurea / Creeping Jenny	Clump	No. 1	12" O.C.
OPN	150	Ophiopogon planiscapus 'Nigrensens' / Black Mondo Grass	Clump	No. 1	9" O.C.

Site view - Pavilion Main Entrance



3

SITE SIGNAGE/BRANDING

Location Plan



Brand Story

HQ:

INSPIRATION: HOW WE INSPIRE &
HOW WE COME TOGETHER

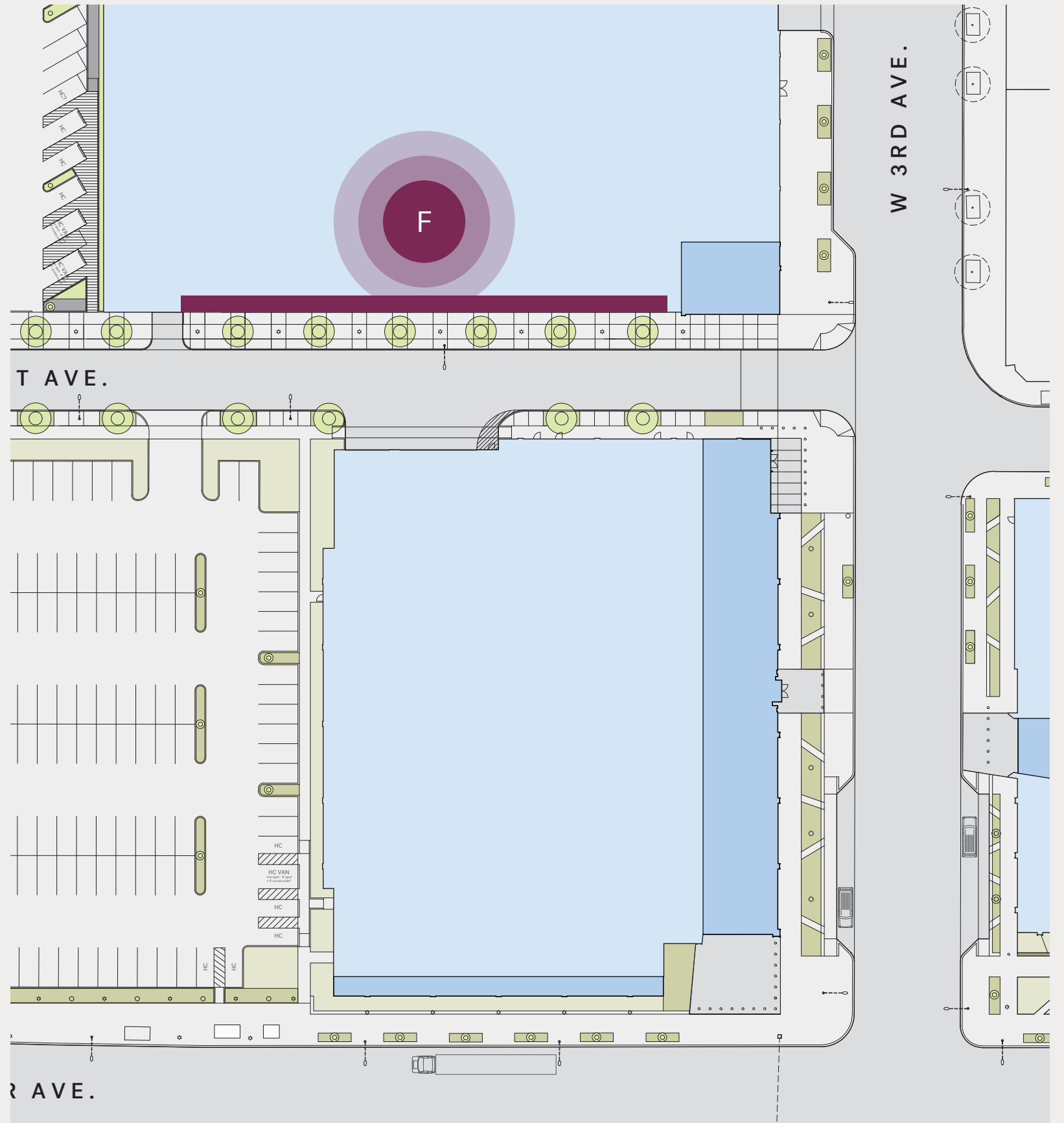
SITE:

OUR COMMUNITY: CLEVELAND +
SHERWIN RELATIONSHIP

- *Impact of the Cleveland + Sherwin-Williams relationship*
- *Shared inspiration/moments from Cleveland's history*

DESIGN DRIVERS:

- *Bold and playful use of Sherwin Color*
- *Inspired by the Cleveland Relationship*
- *A point of pride for the community*
- *A connective experience on Frankfort*



FRANKFORT BRAND ACTIVATION
Concept Precedent



DOWNTOWN CLEVELAND

ROCKET MORTGAGE

U.S.S. COD

GE CHANDELIER



ROCK & ROLL HALL OF FAME




Anthology Wall: Elevation Detail



Anthology Wall: Elevation Full



Building Identification: Elevation Day




01 ELEVATION: WEST — DAY
SCALE: 1" = 80'0"



02 ELEVATION: EAST — DAY
SCALE: 1" = 80'0"




Building Identification: Elevation Night




01 ELEVATION: WEST — NIGHT
SCALE: 1" = 80'0"



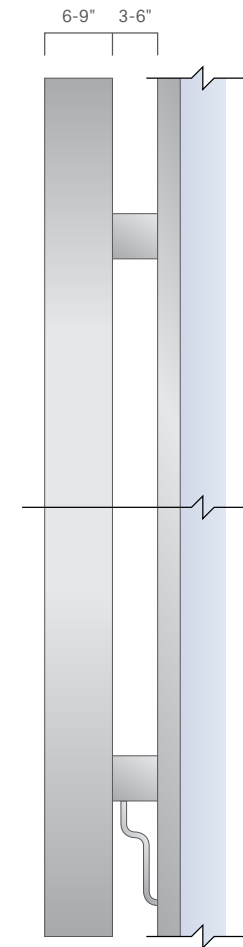
02 ELEVATION: EAST — NIGHT
SCALE: 1" = 80'0"



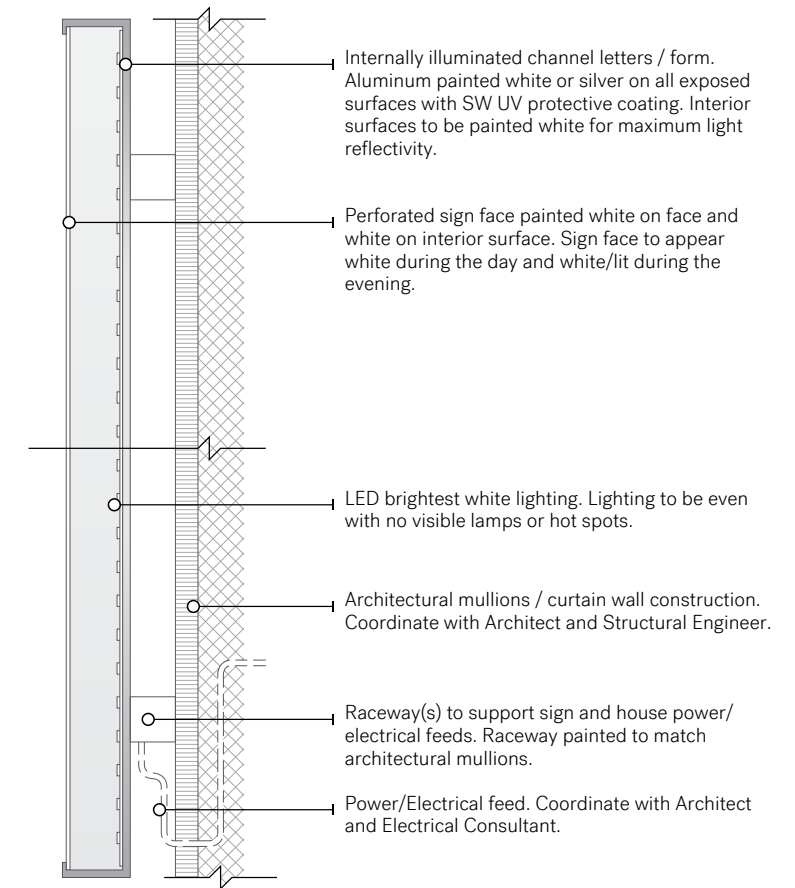
Building Identification: Design Intent



01 LOCATION DIAGRAM: EAST – DAY
SCALE: NTS



02 SIDE VIEW
SCALE: 1/2" = 1'0"



03 SECTION
SCALE: 1/2" = 1'0"



04 ELEVATION: TYPE DETAIL – DAY
SCALE: 1" = 10'0"



05 ELEVATION: TYPE DETAIL – NIGHT
SCALE: 1" = 10'0"

Location Plan: Directionals & Site Identification



Location Plan: Site Identification



Site Identification Option 1: Elevation Day



ELEVATION: SITE IDENTIFICATION — DAY
SCALE: 3/8" = 1'0"

Site Identification Option 1: Elevation Night



ELEVATION: SITE IDENTIFICATION — NIGHT
SCALE: 3/8" = 1'0"

Site Identification Option 1: Rendering



Site Identification Option 1: Elevation Day



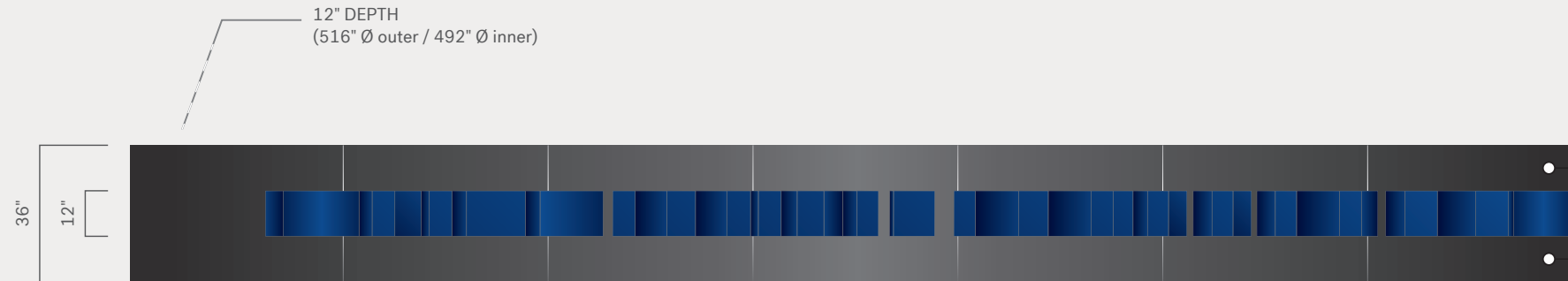
Internally illuminated channel letters / form. Aluminum painted white or silver on all exposed surfaces with SW UV protective coating. Interior surfaces to be painted white for maximum light reflectivity.

Perforated sign face painted blue on face and white on interior surface. Sign face to appear blue during the day and white/lit during the evening.

LED brightest white lighting. Lighting to be even with no visible lamps or hot spots.

Power/Electrical feed(s) to be coordinated with Architect, Landscape Architect and Electrical Consultant.

01 TYPE DETAIL
SCALE: 1/4" = 1'0"



Aluminum or galvanized steel painted or powder coated with SW products on all exposed surfaces with SW UV protective coating. Number of colors and coatings/finishes to be determined pending design.

All reveals to be 1/2" height and depth painted white or silver. Alternate to be polished aluminium.

6" concrete base to be incorporated to keep sign structure lifted from landscaping and protected from lawn care equipment.

Sign structure to have poured concrete/pole mount supports a minimum of 6'0" into ground/surface. Sign vendor to recommend appropriate depth and diameter per design intent.

02 PLAN VIEW
SCALE: 1/4" = 1'0"



Internally illuminated Global Headquarters type. Push through white letters with white illumination. Face flush to face of sign base.



03 ELEVATION: FRONT
SCALE: 1/4" = 1'0"

04 SIDE VIEW: LEFT
SCALE: 1/4" = 1'0"

Vehicular & Pedestrian Directionals Option 1: Elevation Front



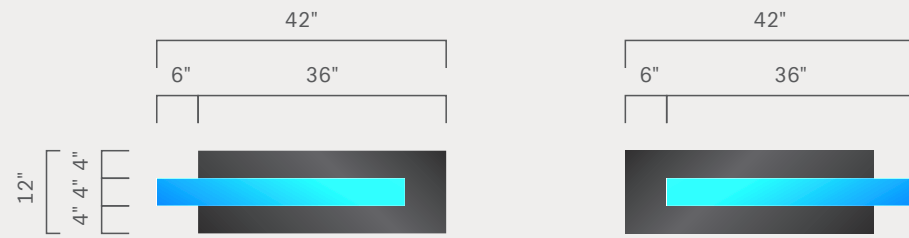
ELEVATION: VEHICULAR & PEDESTRIAN DIRECTIONALS – FRONT
SCALE: 3/8" = 1'0"

Vehicular & Pedestrian Directionals Option 1: Elevation Back

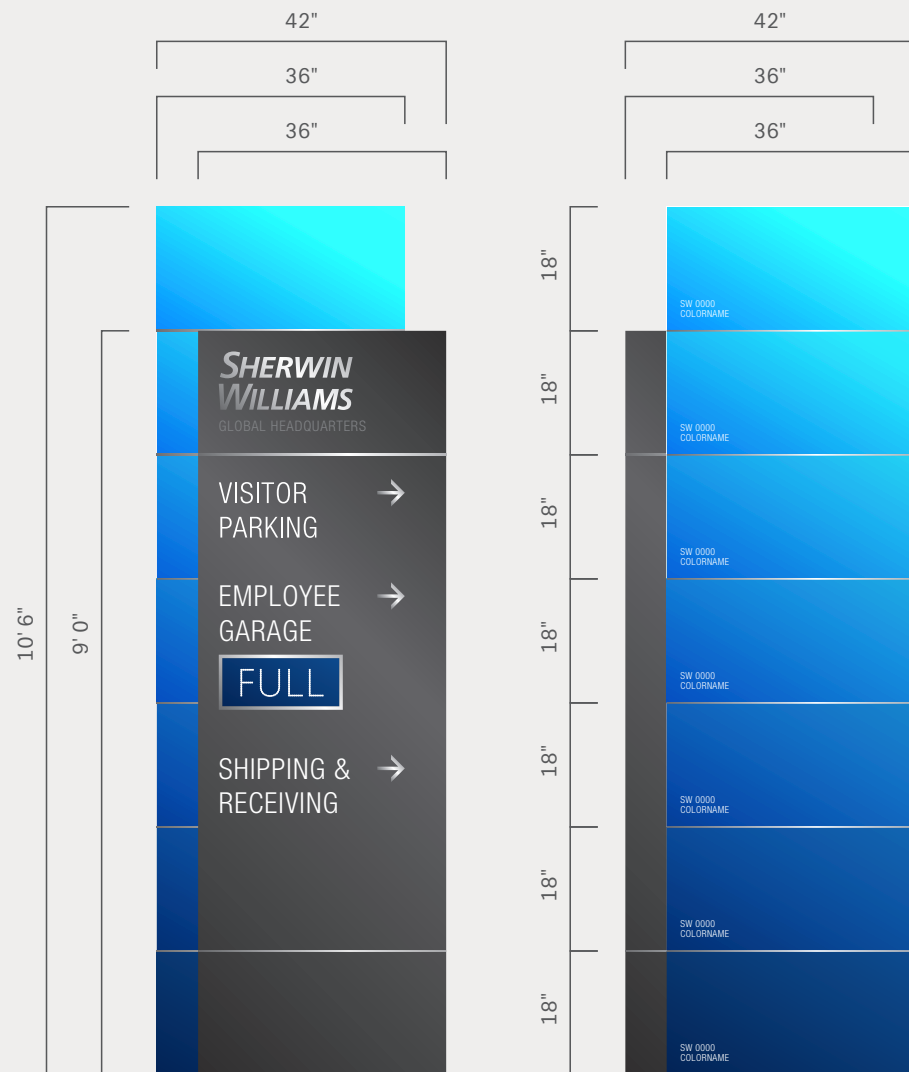


ELEVATION: VEHICULAR & PEDESTRIAN DIRECTIONALS – BACK
SCALE: 3/8" = 1'0"

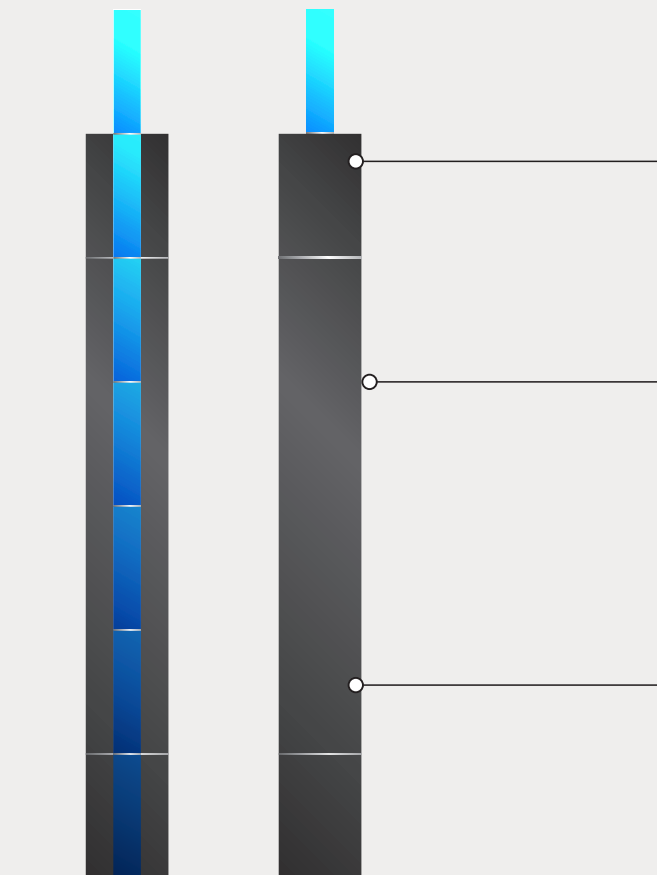
Vehicular & Pedestrian Directionals Option 1: Design Intent



01 ELEVATION: FRONT
SCALE: 1/4" = 1'0"



02 ELEVATION: FRONT / BACK
SCALE: 3/8" = 1'0"



03 SIDE VIEW: LEFT / RIGHT
SCALE: 3/8" = 1'0"

Aluminum or galvanized steel painted or powder coated with SW products on all exposed surfaces with SW UV protective coating. Number of colors and coatings/finishes to be determined pending design.

All reveals to be 1/2" height and depth painted white or silver. Alternate to be polished aluminium.

Directional messaging to be reflective white push through letters and pictograms. Alternate to be dimensional letters flush mount to sign face.

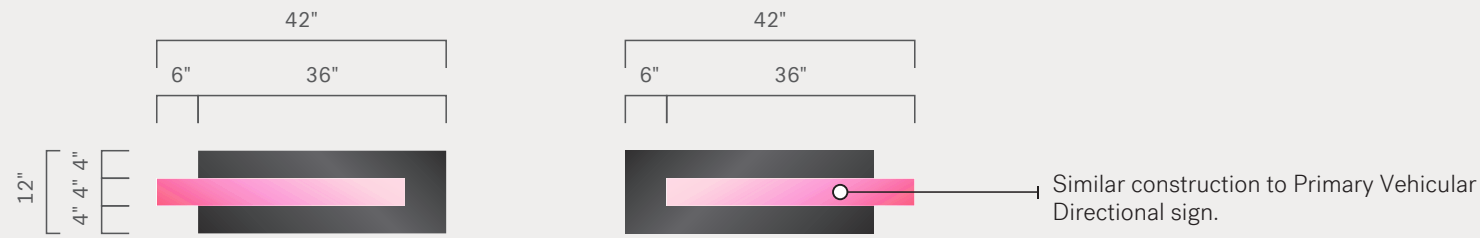
Secondary messaging (shown sign back) to be masked and painted white direct to sign face.

3" concrete base to be incorporated to keep sign structure lifted from landscaping and protected from lawn care equipment.

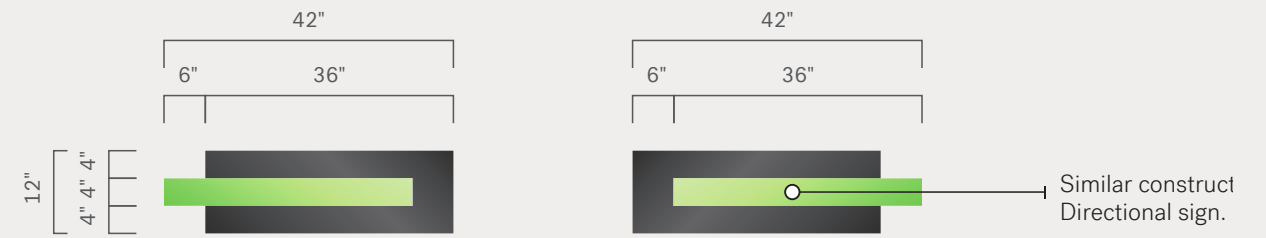
Sign structure to have poured concrete/pole mount supports a minimum of 6'0" into ground/surface. Sign vendor to recommend appropriate depth and diameter per design intent.

Note: (1) sign to incorporate digital Garage Parking read out for messaging regarding garage parking availability.

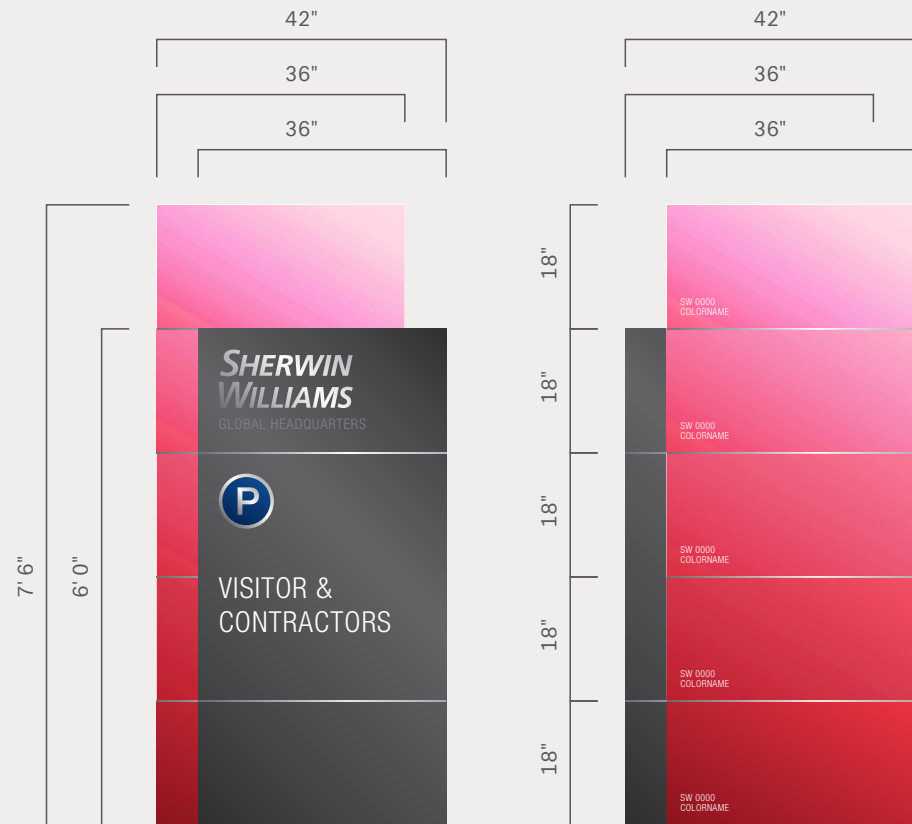
Vehicular & Pedestrian Directionals Option 1: Design Intent




01 ELEVATION: FRONT
SCALE: 1/4" = 1'0"



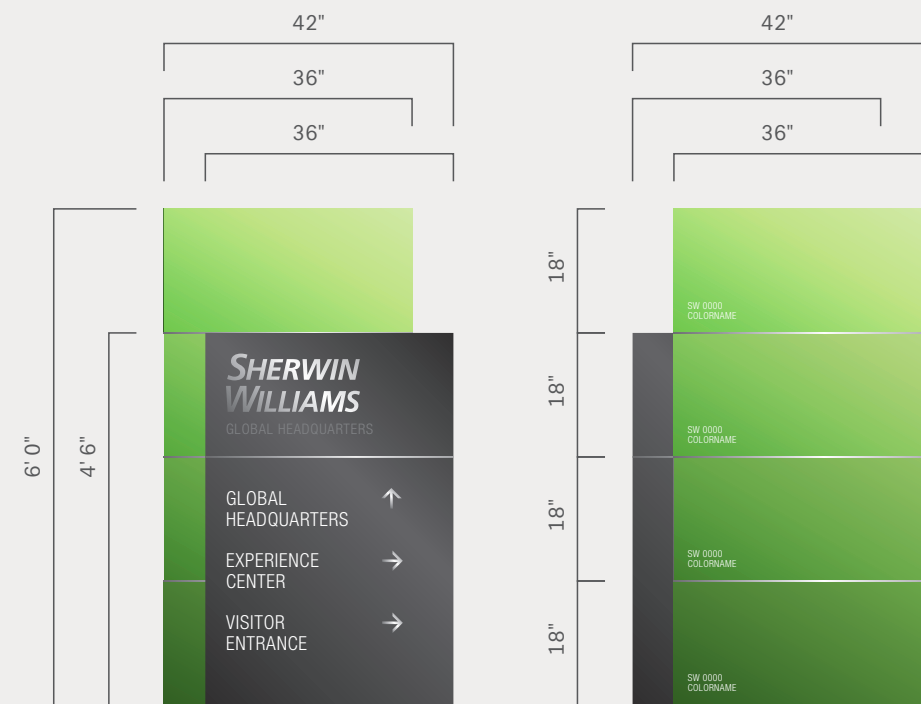
01 ELEVATION: FRONT
SCALE: 1/4" = 1'0"



02 ELEVATION: FRONT / BACK
SCALE: 3/8" = 1'0"



03 SIDE VIEW: LEFT / RIGHT
SCALE: 3/8" = 1'0"



02 ELEVATION: FRONT / BACK
SCALE: 3/8" = 1'0"

03

Sign Family Option 1: Elevation



ELEVATION: EXTERIOR SIGN FAMILY

SCALE: 1/8" = 1'0"

Site Identification Option 2: Elevation Day



ELEVATION: SITE IDENTIFICATION — DAY
SCALE: 3/8" = 1'0"

Site Identification Option 2: Elevation Night



ELEVATION: SITE IDENTIFICATION — NIGHT
SCALE: 3/8" = 1'0"

Site Identification Option 2: Rendering



Site Identification Option 2: Elevation Day



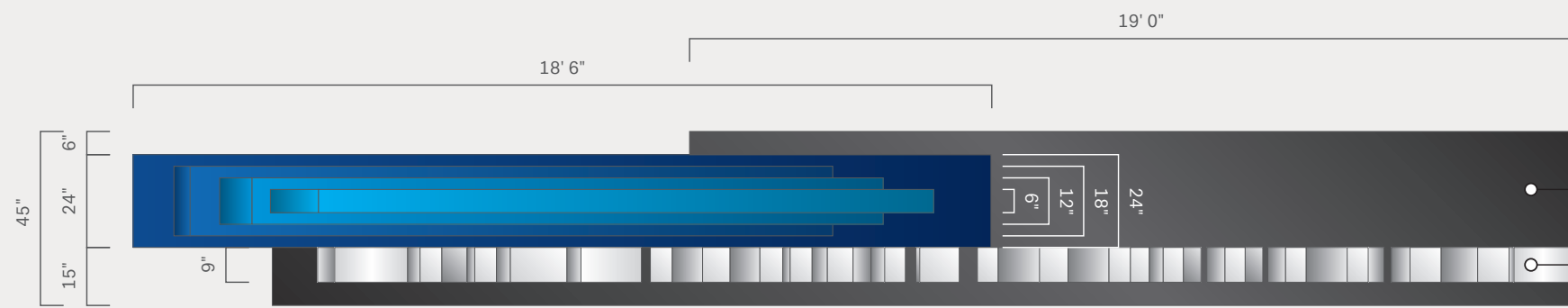
Internally illuminated channel letters / form. Aluminum painted white or silver on all exposed surfaces with SW UV protective coating. Interior surfaces to be painted white for maximum light reflectivity.

01 TYPE DETAIL
SCALE: 1/4" = 1'0"

Perforated sign face painted white on face and white on interior surface. Sign face to appear white during the day and white/lit during the evening.

LED brightest white lighting. Lighting to be even with no visible lamps or hot spots.

Power/Electrical feed(s) to be coordinated with Architect, Landscape Architect and Electrical Consultant.



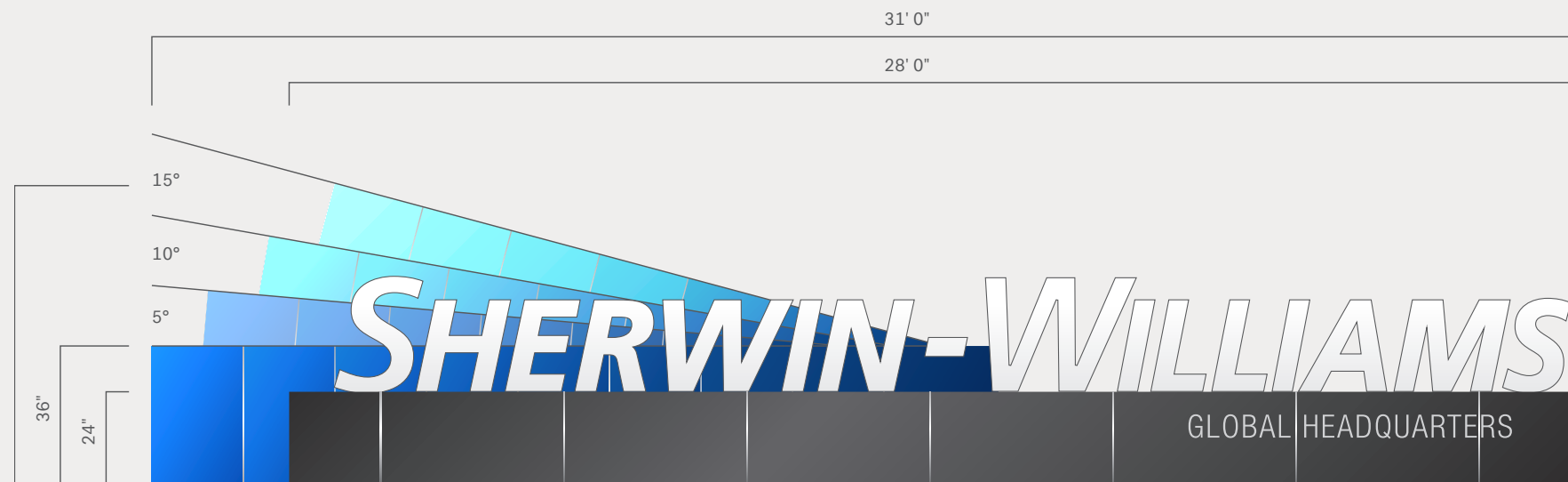
Aluminum or galvanized steel painted or powder coated with SW products on all exposed surfaces with SW UV protective coating. Number of colors and coatings/finishes to be determined pending design.

All reveals to be 1/2" height and depth painted white or silver. Alternate to be polished aluminium.


6" concrete base to be incorporated to keep sign structure lifted from landscaping and protected from lawn care equipment.

Sign structure to have poured concrete/pole mount supports a minimum of 6'0" into ground/surface. Sign vendor to recommend appropriate depth and diameter per design intent.

02 PLAN VIEW
SCALE: 1/4" = 1'0"



Internally illuminated fan deck. Similar construction to sign structure and illuminated logomark.



03 ELEVATION: FRONT
SCALE: 1/4" = 1'0"

04 SIDE VIEW: LEFT
SCALE: 1/4" = 1'0"

Vehicular & Pedestrian Directionals Option 2: Elevation Front



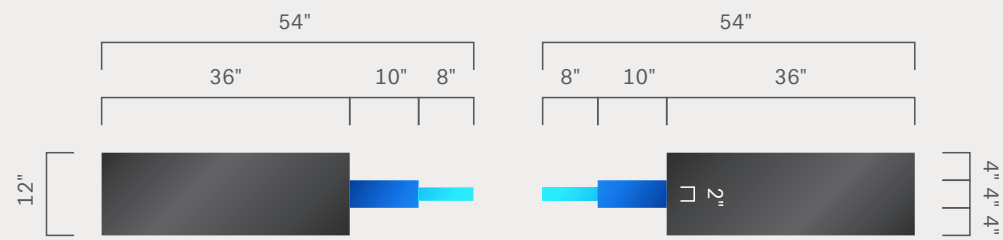
ELEVATION: VEHICULAR & PEDESTRIAN DIRECTIONALS – FRONT
SCALE: 3/8" = 1'0"

Vehicular & Pedestrian Directionals Option 2: Elevation Back

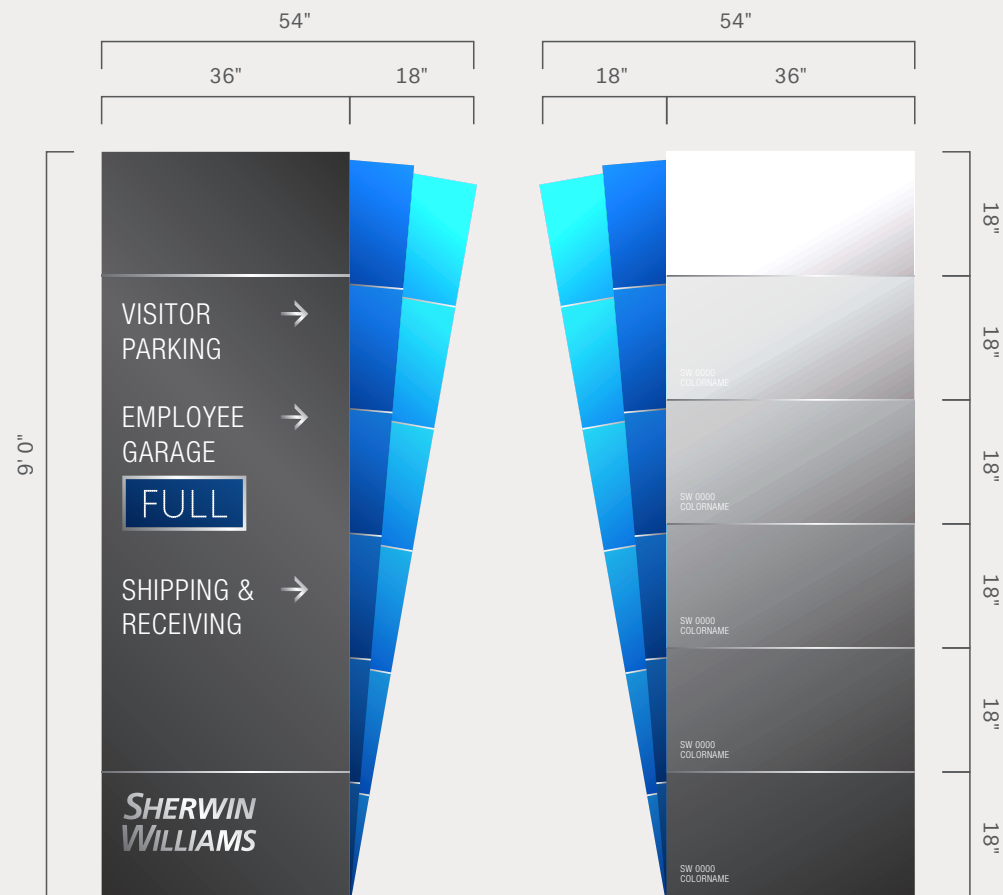


ELEVATION: VEHICULAR & PEDESTRIAN DIRECTIONALS – BACK
SCALE: 3/8" = 1'0"


Vehicular & Pedestrian Directionals Option 2: Design Intent



01 ELEVATION: FRONT
SCALE: 1/4" = 1'0"



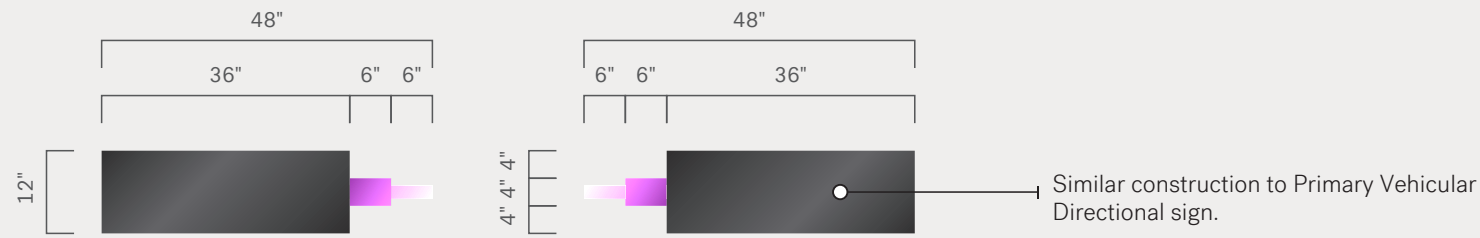
02 ELEVATION: FRONT / BACK
SCALE: 3/8" = 1'0"



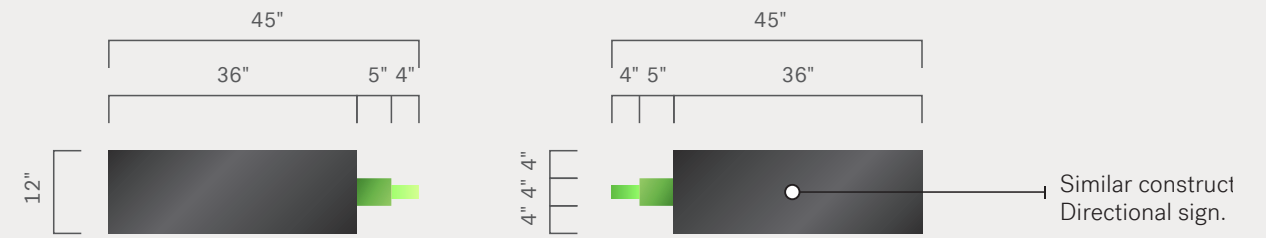
03 SIDE VIEW: LEFT / RIGHT
SCALE: 3/8" = 1'0"

- Aluminum or galvanized steel painted or powder coated with SW products on all exposed surfaces with SW UV protective coating. Number of colors and coatings/finishes to be determined pending design.
 - All reveals to be 1/2" height and depth painted white or silver. Alternate to be polished aluminium.
 - Directional messaging to be reflective white push through letters and pictograms. Alternate to be dimensional letters flush mount to sign face.
 - Secondary messaging (shown sign back) to be masked and painted white direct to sign face.
 - 3" concrete base to be incorporated to keep sign structure lifted from landscaping and protected from lawn care equipment.
 - Sign structure to have poured concrete/pole mount supports a minimum of 6'0" into ground/surface. Sign vendor to recommend appropriate depth and diameter per design intent.
- Note: (1) sign to incorporate digital Garage Parking read out for messaging regarding garage parking availability.

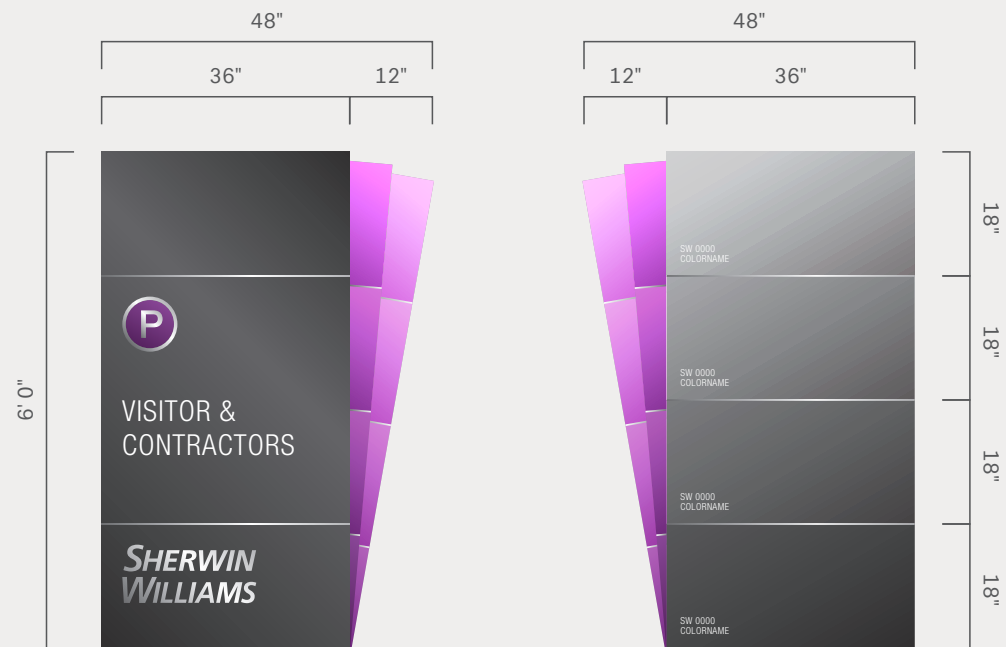
Vehicular & Pedestrian Directionals Option 2: Design Intent




01 ELEVATION: FRONT
SCALE: 1/4" = 1'0"



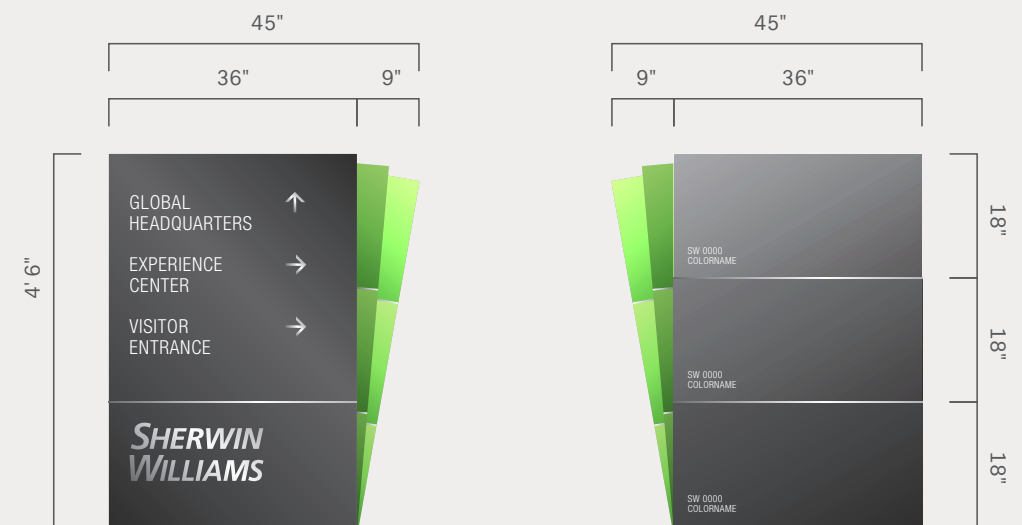
01 ELEVATION: FRONT
SCALE: 1/4" = 1'0"



02 ELEVATION: FRONT / BACK
SCALE: 3/8" = 1'0"



03 SIDE VIEW: LEFT / RIGHT
SCALE: 3/8" = 1'0"



02 ELEVATION: FRONT / BACK
SCALE: 3/8" = 1'0"

03

Sign Family Option 2: Elevation



ELEVATION: EXTERIOR SIGN FAMILY

SCALE: 1/8" = 1'0"

4

TOWER/SITE LIGHTING


Tower Lighting Design Updates




Nov. 16, 2021
Design Submittal



Updated Design
Additional Exterior Lighting




Example of Special Event
Color LED Display




Southeast
Daytime



Southeast
Nighttime

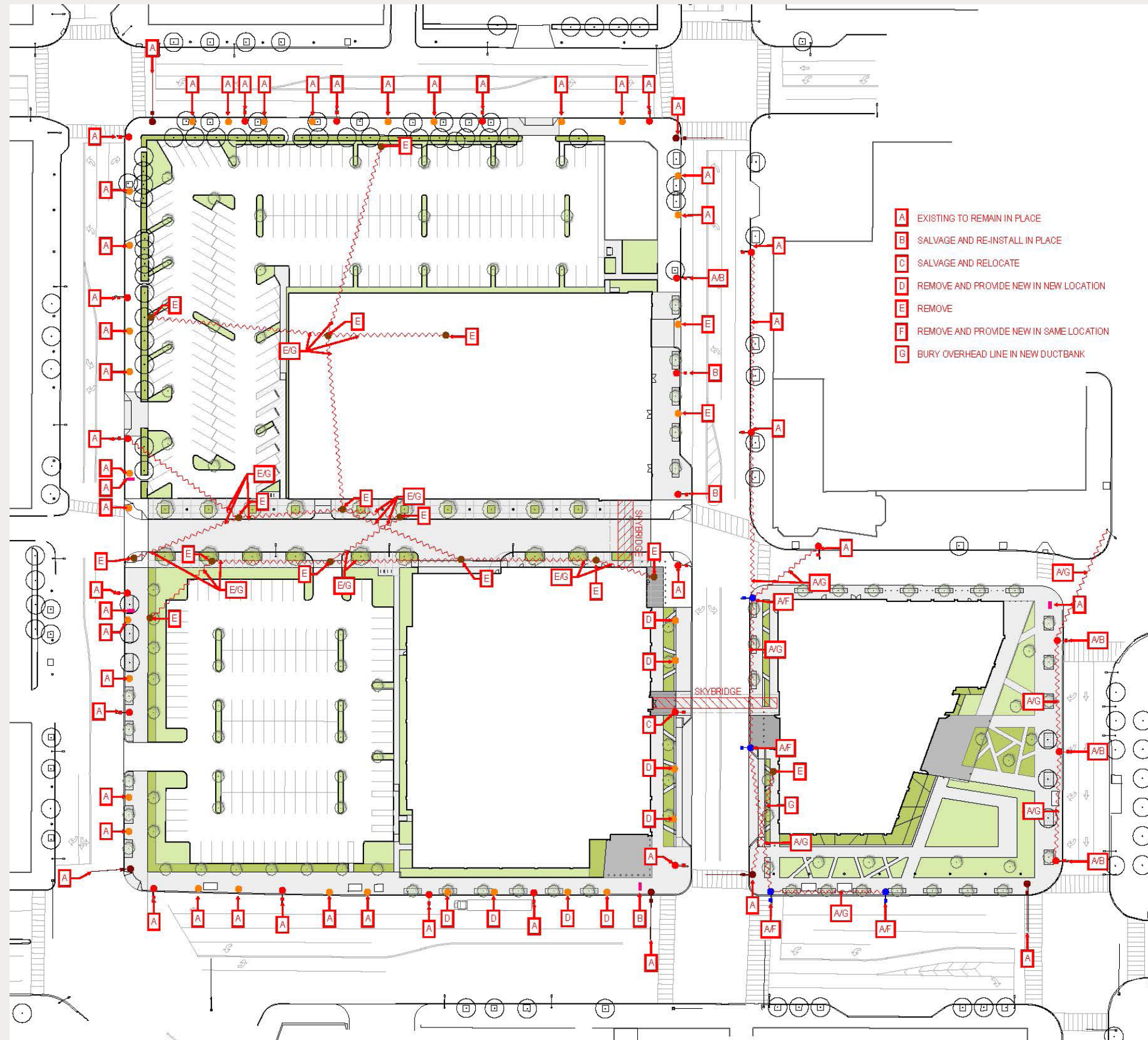


Northwest
Daytime



Northwest
Nighttime


Overall Site Plan




NEWER VERSION STREET LIGHT




CITY OF CLEVELAND SIGNAGE




WAREHOUSE DISTRICT PEDESTRIAN LIGHT



OLDER VERSION STREET LIGHT



WOODEN UTILITY POLE

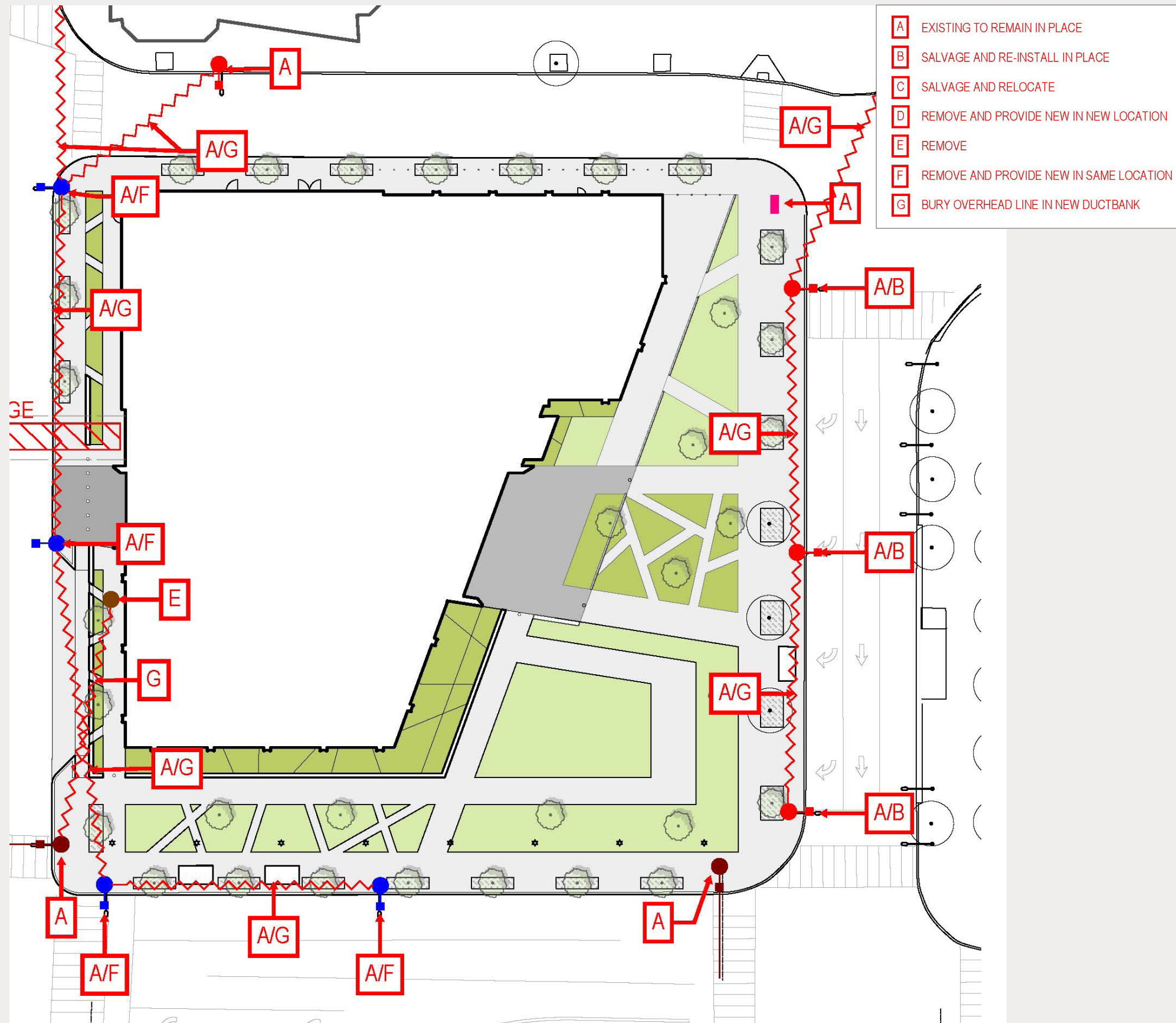


COMBINATION TRAFFIC/STREET LIGHT

~~~~~ = OVERHEAD ELECTRIC LINE




# Pavillion Site Plan




NEWER VERSION STREET LIGHT




CITY OF CLEVELAND SIGNAGE




WAREHOUSE DISTRICT PEDESTRIAN LIGHT



OLDER VERSION STREET LIGHT



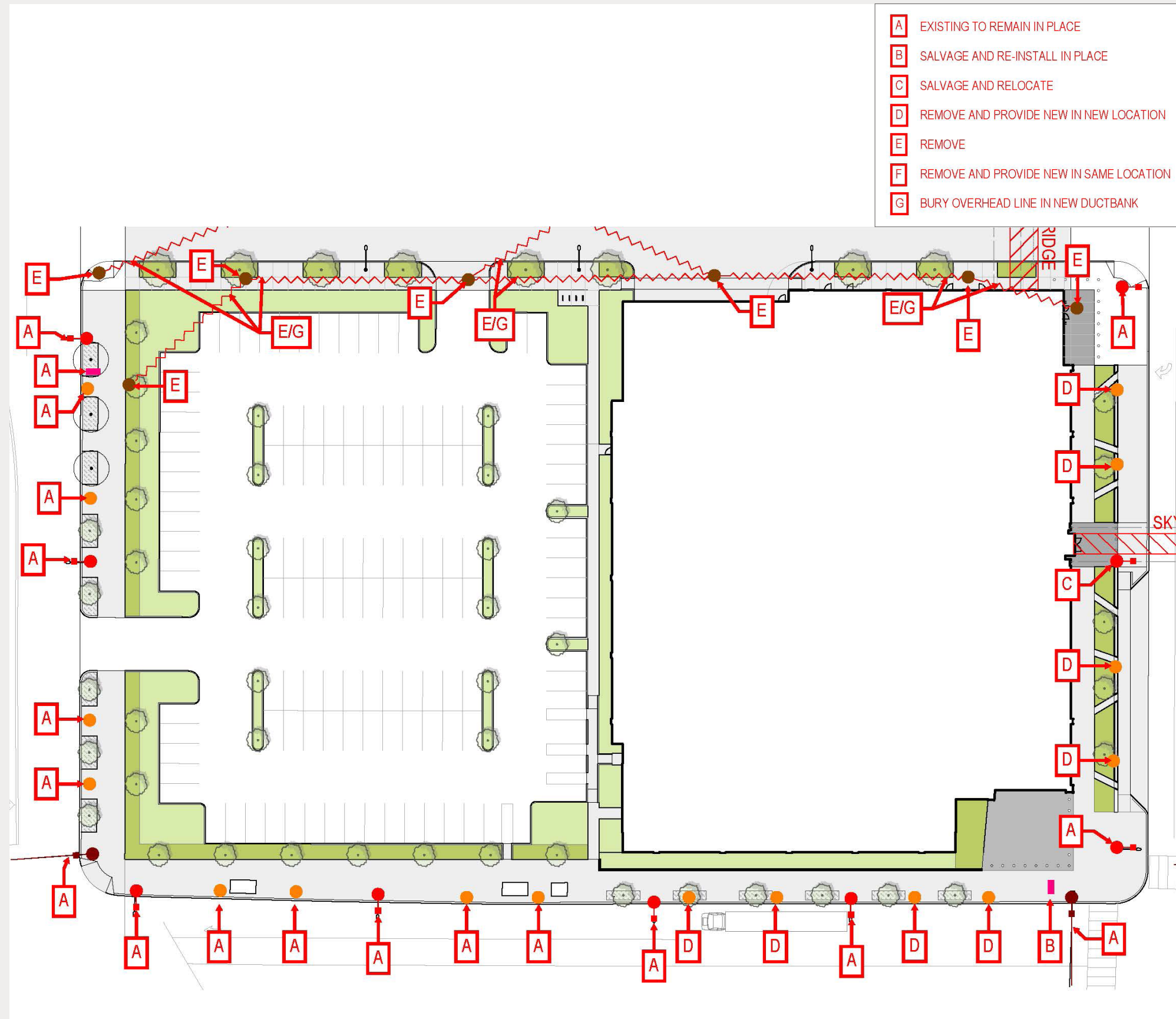
WOODEN UTILITY POLE



COMBINATION TRAFFIC/STREET LIGHT




# Tower Site Plan




NEWER VERSION STREET LIGHT




CITY OF CLEVELAND SIGNAGE




WAREHOUSE DISTRICT PEDESTRIAN LIGHT



OLDER VERSION STREET LIGHT



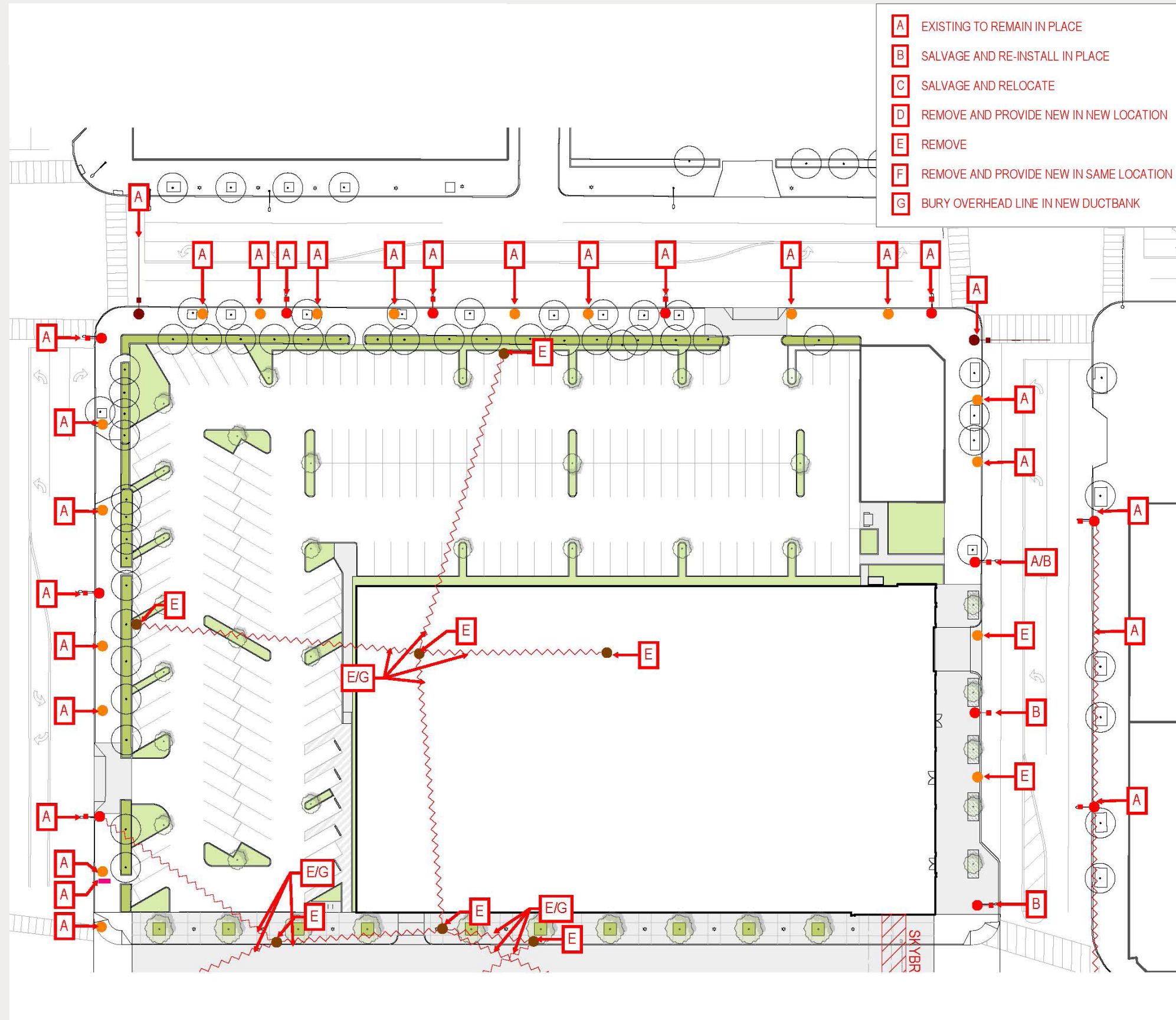
WOODEN UTILITY POLE



COMBINATION TRAFFIC/STREET LIGHT

~~~~~ = OVERHEAD ELECTRIC LINE



Parking Garage Site Plan




NEWER VERSION STREET LIGHT




CITY OF CLEVELAND SIGNAGE




WAREHOUSE DISTRICT PEDESTRIAN LIGHT



OLDER VERSION STREET LIGHT



WOODEN UTILITY POLE

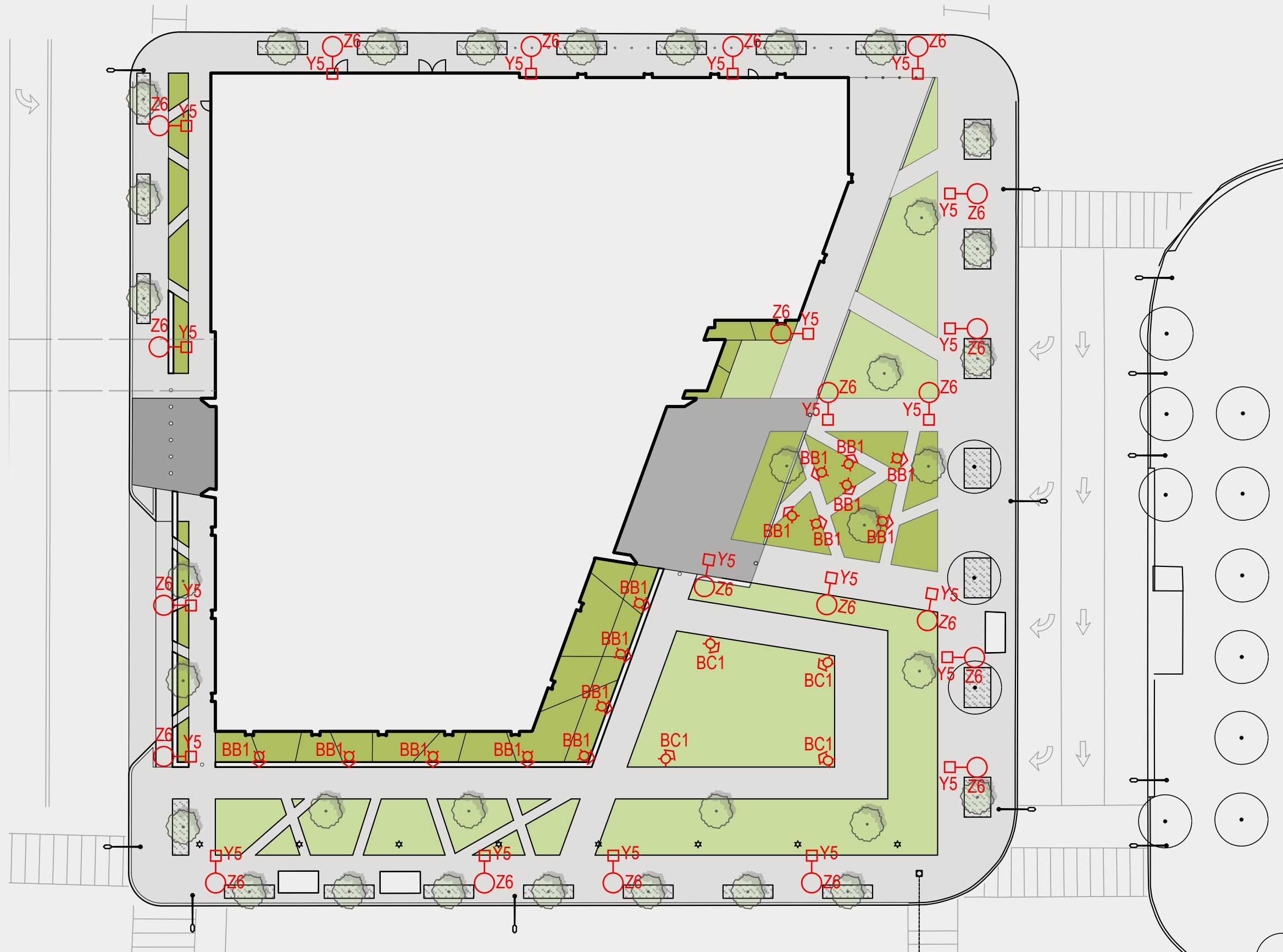


COMBINATION TRAFFIC/STREET LIGHT

~~~~~ = OVERHEAD ELECTRIC LINE



# Pavillion Site Lighting




## SAMPLE LIGHT FIXTURE TYPES:


Y5



BC1



BB1





# Tower Site Lighting



## SAMPLE LIGHT FIXTURE TYPES:

Y2



Y3 AND Y5





# Parking Garage Site Lighting



## SAMPLE LIGHT FIXTURE TYPES:

Y2



WF2



XLC1

